



**TRUE  
SPORT**  
LIVES HERE

**2010 CANADIAN AGE CLASS LONG TRACK CHAMPIONSHIPS**  
**CHAMPIONNAT CANADIEN LONGUE PISTE PAR CATÉGORIE D'ÂGE 2010**



**RESULTS / RÉSULTATS**

FEBRUARY 6TH & 7TH FÉVRIER, 2010

CINDY KLASSEN RECREATION COMPLEX  
SUSAN AUCH OVAL, 999 SARGENT AVENUE  
WINNIPEG, MANITOBA, CANADA





**2010 CANADIAN AGE CLASS  
LONG TRACK MASS START CHAMPIONSHIPS**

**WINNIPEG, MANITOBA FEBRUARY 6 & 7, 2010**

**SANCTIONED BY SSC**

**Where:** Cindy Klassen Recreation Complex (Sargent Park) Susan Auch Oval, 999 Sargent Avenue

**Registration & Entry Fee:** \$50.00 per person. Registration Deadline is Friday, January 29<sup>th</sup> at 4:00pm. Any late registrations received prior to Wednesday, February 3<sup>rd</sup> at 4:00 pm will be assessed a **late registration fee of \$100.00 per person. No registrations will be accepted after February 3<sup>rd</sup>.**

**No individual registrations will be accepted. All registration must go through the Branch.**

Please make cheque payable to the Manitoba Speed Skating Association. Entries may be sent to MSSA at 200 Main Street, Winnipeg, Manitoba, R3C 4M2. Fax to 204-925-5703 or email at [mssa@shawbiz.ca](mailto:mssa@shawbiz.ca).

**Exhibition Skaters no registration fee but must send in registration form.**

**Host Hotel:** 80 rooms have been blocked at the Hilton Suites. The rate of the rooms is \$109.00+taxes per night up to 4 people per room. The group booking is the 2010 Age Class Long Track and the code is SKATE. To book your rooms direct Line: 204-786-0905 Fax: 204-786-6588 or toll free at 1-800-HILTONS.

**Registration:** Hilton Suites, Friday February 6<sup>th</sup> from 5-7pm

**Coaches & Officials Meeting:** Hilton Suites, Friday, February 6<sup>th</sup> at 7pm.

**Pre Meet Training:** Friday, February 6<sup>th</sup> time to be announced at a later date

**Warm Up:** Saturday and Sunday from 7:00am-7:45am (subject to change)

**Race Time:** Start time 8:00am (subject to change)

**Age Class:** A skater's racing class shall be his/her age on June 30<sup>th</sup> prior to the competition. The competition will follow an all-points format.

**Programs: Long Track Mass Start**

Midget	300, 500, 800, 1000m
Juvenile	300, 500, 1000, 1500m
Junior	500, 1000, 1500, 3000m
Intermediate	500, 1000, 1500, 3000m
Senior	500, 1000, 1500, 3000m
Master	500, 1000, 1500 plus any of the 3 or the 3000m

**Dave Thomson Memorial**

Midget & Juvenile	Open 3000m (male and female combined)
Junior, Intermediate, Senior	Open 5000m (male and female combined)

**Exhibition**

<b>Pee Wee</b>	<b>100, 200, 300, 400m</b>
<b>Bantam</b>	<b>200, 300, 400, 600m</b>

**Awards Banquet:** Hilton Suites, Saturday, February 6<sup>th</sup> \$30.00 per person.  
6:00pm doors open. 6:30pm Supper and awards to follow

**Local Transportation:**

Transportation will be provided by the host to and from the host hotel (Hilton Suites) and the Susan Auch Oval.

**Racing Bibs:**

Racing bibs will be assigned. Each Branch will pay a refundable deposit of \$100.00 upon receipt of the bibs. The full deposit will be refunded when all bibs are returned at the end of the competition.

**Concession:**

Will be available at the Susan Auch Oval and a list of the local restaurants will be distributed in the skater packages.

**Website:**

[www.mbspeedskating.org](http://www.mbspeedskating.org)

**Meet Coordinator:**

Jane MacDonald

Email at [janemac2@gmail.com](mailto:janemac2@gmail.com)

Or contact the MSSA office at

204-925-5657 or email at [mssa@shawbiz.ca](mailto:mssa@shawbiz.ca)



# Canadian LT Mass Start Championships 2010

## RACE SCHEDULE – Saturday, February 6, 2010

### Distance 1 Start time 8:00 a.m.

<i>Race #</i>	<i>Category</i>	<i>Distance</i>	<i>M/F</i>	<i>Race Designation</i>	<i>Criteria</i>
4	Midget	500	Male	Heats A & B	Advancing: 3 + 1
5	Juvenile	500	Female	Heats A, B & C	Advancing: 2 + 1
6	Juvenile	500	Male	Heats A, B & C	Advancing: 2 + 1
7	Junior	1,000	Female	Heats A & B	Advancing: 3 + 1
8	Junior	1,000	Male	Heats A, B & C	Advancing: 2 + 1
	<b>20 min. Break</b>		<b>Resume approx. 9:35</b>		
14	Pee Wee	200	Mixed	Final A	
15	Bantam	300	Mixed	Final A	
16	Midget	500	Female	Final A	
17	Midget	500	Male	Finals A & B	
18	Juvenile	500	Female	Finals A, B, & C	
19	Juvenile	500	Male	Finals A, B, & C	
20	Junior	1,000	Female	Finals A & B	
21	Junior	1,000	Male	Finals A, B & C	
22	Intermediate	1,000	Female	Final A	
23	Intermediate	1,000	Male	Final A	
24	Senior	1,000	Female	Final A	
25	Master	1,000	Female	Final A	
26	Master	1,000	Male	Final A	
<b>Distance 2</b>					
30	Midget	800	Male	Heats A & B	Advancing: 3 + 1
31	Juvenile	1,000	Female	Heats A, B & C	Advancing: 2 + 1
32	Juvenile	1,000	Male	Heats A, B & C	Advancing: 2 + 1
33	Junior	1,500	Female	Heats A & B	Advancing: 3 + 1
34	Junior	1,500	Male	Heats A, B & C	Advancing: 2 + 1

**OPENING CEREMONIES (12:20 approx.) /LUNCH BREAK – RACES TO RESUME @ 13:20**

### Distance 2 Finals 13:20

<i>Race #</i>	<i>Category</i>	<i>Distance</i>	<i>M/F</i>	<i>Race Designation</i>	<i>Criteria</i>
40	Pee Wee	300	Mixed	Final A	
41	Bantam	400	Mixed	Final A	
42	Midget	800	Female	Final A	
43	Midget	800	Male	Finals A & B	
44	Juvenile	1,000	Female	Finals A, B & C	
45	Juvenile	1,000	Male	Finals A, B & C	
46	Junior	1,500	Female	Finals A & B	
47	Junior	1,500	Male	Finals A, B & C	
48	Intermediate	1,500	Female	Final A	
49	Intermediate	1,500	Male	Final A	
50	Senior	1,500	Female	Final A	
51	Master	1,500	Female	Final A	
52	Master	1,500	Male	Final A	
	<b>15 min. Break</b>				
	Pursuit Heats				

# Canadian LT Mass Start Championships 2010

## RACE SCHEDULE – Sunday, February 7, 2010

### Distance 3 Start time 8:00 a.m.

<i>Race #</i>	<i>Category</i>	<i>Distance</i>	<i>M/F</i>	<i>Race Designation</i>	<i>Criteria</i>
56	Midget	300	Male	Heats A & B	Advancing: 3 + 1
57	Juvenile	300	Female	Heats A, B & C	Advancing: 2 + 1
58	Juvenile	300	Male	Heats A, B & C	Advancing: 2 + 1
59	Junior	500	Female	Heats A & B	Advancing: 3 + 1
60	Junior	500	Male	Heats A, B & C	Advancing: 2 + 1
	<b>25 min. break</b>		<b>Resume approx 09:10</b>		
66	Pee Wee	100	Mixed	Final A	
67	Bantam	200	Mixed	Final A	
68	Midget	300	Female	Final A	
69	Midget	300	Male	Finals A & B	
70	Juvenile	300	Female	Finals A, B & C	
71	Juvenile	300	Male	Finals A, B & C	
72	Junior	500	Female	Finals A & B	
73	Junior	500	Male	Finals A, B & C	
74	Intermediate	500	Female	Final A	
75	Intermediate	500	Male	Final A	
76	Senior	500	Female	Final A	
77	Master	500	Female	Final A	
78	Master	500	Male	Final A	
	<b>20 min. break</b>		<b>Resume approx 10:15</b>		
<b>Distance 4</b>					
82	Midget	1,000	Male	Heats A & B	Advancing: 3 + 1
83	Juvenile	1,500	Female	Heats A, B & C	Advancing: 2 + 1
84	Juvenile	1,500	Male	Heats A, B & C	Advancing: 2 + 1
85	Junior	3,000	Female	Heats A & B	Advancing: 3 + 1
86	Junior	3,000	Male	Heats A, B & C	Advancing: 2 + 1

### LUNCH BREAK – RACES TO RESUME @ 13:00

### Distance 4 Finals 13:00

<i>Race #</i>	<i>Category</i>	<i>Distance</i>	<i>M/F</i>	<i>Race Designation</i>	<i>Criteria</i>	
92	Pee Wee	400	Mixed	Final A		
93	Bantam	600	Mixed	Final A		
94	Midget	1,000	Female	Final A		
95	Midget	1,000	Male	Finals A & B		
96	Juvenile	1,500	Female	Finals A, B & C		
97	Juvenile	1,500	Male	Finals A, B & C		
98	Junior	3,000	Female	Finals A & B		
99	Junior	3,000	Male	Finals A, B & C		
100	Intermediate	3,000	Female	Final A		
101	Intermediate	3,000	Male	Final A		
102	Senior	3,000	Female	Final A		
103	Master	3,000	Female	Final A		
104	Master	3,000	Mail	Final A		
	<b>Pursuit Finals - 15 minute break before open 5000</b>					
	<b>Open 5000 -Dave Thomson Memorial</b>					

# Officials' Sign-Up Sheet - Manitoba Speed Skating Association

**MEET:** Susan Auch Oval; Saturday, 6 February 2010

<b>DISCIPLINE:</b>	<b>NAME:</b>	
Meet Coordinator:	Jane MacDonald	
MC assistant:	Tammy Johannson-Pappas	
Referee:	Wayne Fleming	
Referee:	Ritha Johnson	
Referee's Assistants:	Barend Tollenaar, Rick Rempel, Chris Schaap, Al Workman	
Track Stewards:	Brian Martel, Hewson Elliott, Milo Delbigio	
Chief Starters:	Maurice Legros & Tom Lipsett	
Starter's Assistants:	Julie Jones	
Chief Recorder:	Jim Prendergast	Assessor: John McLean
Recorder's Assistants:	Suzanne Gendron, Gerri Borus	
Clerk of the Course:	Monica Furer	Assessor: Shauna Bunting
Clerk's Assistants:	Carla Elliott, Chris Deckert	
Chief Judge:	Cameron Lock	Assessor: John Brighty
Judges (6):	Cheryl McMahon (pm)	Debra Phillippon
	Joan Parrott	Jason Carter
	Lori Derraugh	John Brighty
Chief Timer:	Colin Javra	Assessor: Bill Gendron
Timers (6):	Larry Borus	
	June Horsburgh	Doug McMahon
	Ken Koots	Bill Gendron (Recorder)
Chief Electronic Timer:	Peggy Poole	
Assistant ET:	Lindy Appleyard, Brian McConnell	
Lap Counters:	Ralph Waples (am only) , Gayle Rafter	
Announcer:	Michelle Martel, Karlheinz Sawatzky-Dyck	

Runners: Bernie Enns, Lyndon Elliott & Liz Derraugh

Records: Suzanne Gendron

# Officials' Sign-Up Sheet - Manitoba Speed Skating Association

**MEET:** Susan Auch Oval; Sunday, 7 February 2010

<b>DISCIPLINE:</b>	<b>NAME:</b>	
Meet Coordinator:	Jane MacDonald	
MC assistant:	Tammy Johannson-Pappas	
Referee:	Wayne Fleming	
Referee:	Ritha Johnson	
Referee's Assistants:	Barend Tollenaar, Rick Rempel	
Track Stewards:	Chuck Elliott, Hewson Elliott, Milo Delbigio, Doug McMahon	
Chief Starters:	Maurice Legros & Tom Lipsett	
Starter's Assistants:	Paul Daeninck	
Chief Recorder:	Jim Prendergast	Assessor: John McLean
Recorder's Assistants:	Suzanne Gendron, Gerri Borus	
Clerk of the Course:	Monica Furer	Assessor: Shauna Bunting
Clerk's Assistants:	Carla Elliott, Chris Deckert	
Chief Judge:	Cheryl McMahon	Assessor: John Brighty
Judges (6):	Steve Harris	Debra Philippon
	Joan Parrott	Jason Carter
	Myron Pearman	John Brighty
Chief Timer:	George Dyker	Assessor: Bill Gendron
Timers (6):	Larry Borus	Colin Javra
	James Peyachew	Allison Koots
	Ken Koots	Larry Appleyard
		Bill Gendron (Recorder)
Chief Electronic Timer:	Peggy Poole	
Assistant ET:	Lindy Appleyard, Brian McConnell	
Lap Counters:	Kelly Reilly, Gayle Rafter	
Announcer:	Karlheinz Sawatzky-Dyck	

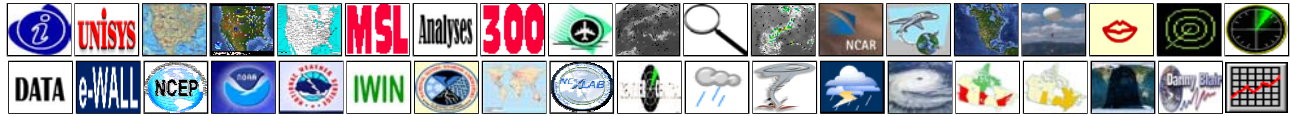
Runners: Tracy Rutledge, Paul Athayde, Lyndon Elliott & Bernie Enns

Records: Suzanne Gendron



THE UNIVERSITY OF WINNIPEG

Department of Geography



University of Winnipeg, Department of Geography  
Winnipeg, MB  
Winter precipitation totals are not reliable

2/6/10 12:37pm

TEMP	WINDS	CURRENT	ALMANAC
 High -5.0° Low -8.8° Rate 0.50°/hr -5.0°	 5km/hr S (180°) Gust: 8km/hr	Humidity: 74% Dew Point: -8.9° Wind Chill: -7.1° Barometer: 1026.2mb Rate: -0.301mb/hr Rain Today: 0.0mm Hourly: 0.0mm Monthly: 0.3mm Total: 14.2mm	Sunrise: 7:52am Sunset: 5:30pm Moonrise: 2:35am Moonset: 10:47am Moon Day: 23  42%

University of Winnipeg  
Winnipeg, MB

Temperature: -5.0°C  
Humidity: 75% Dew Point: -8.7°C  
Rainfall: 0.00mm Pressure: 1026.1mb  
Updated: 2 seconds ago

Temperature (°C)	Max	Min
Current 12:37pm	Daily High 12:20pm	Daily Low 3:00am
-5.0	-5.0	-8.8

Dew point (°C)	Max	Min
Current 12:37pm	Daily High 12:32pm	Daily Low 5:15am
-8.9	-8.9	-11.8

Cloud Base (m)

536.2

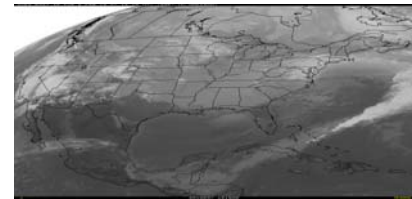
Wind Chill (°C)

-7.1

Solar Radiation (W/m<sup>2</sup>)

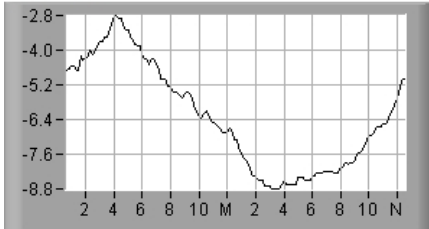
128.0

Raw Barometer (mb)	Hi	Lo
Current 12:37pm	Daily High 12:00am	Daily Low 12:29pm
1026.2	1028.0	1026.2



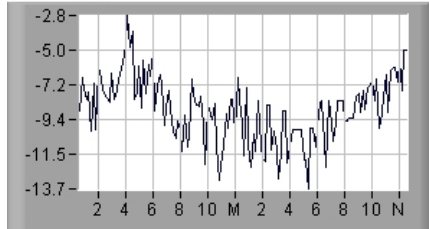
Temperature (°C)

Last 24 Hours



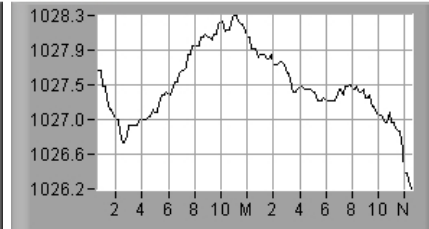
Wind Chill (°C)

Last 24 Hours



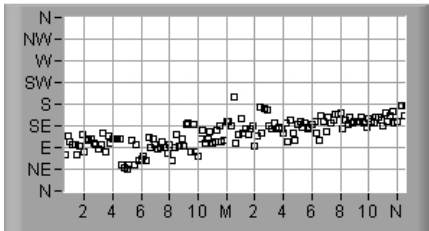
Raw Barometer (mb)

Last 24 Hours



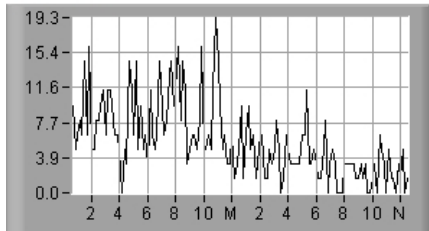
Wind Direction

Last 24 Hours



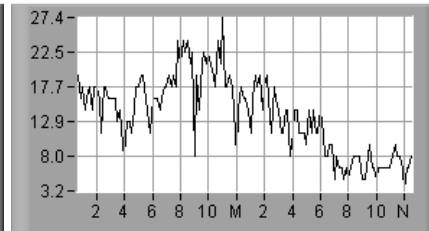
Wind Speed (km/h)

Last 24 Hours



Wind Gust (km/h)

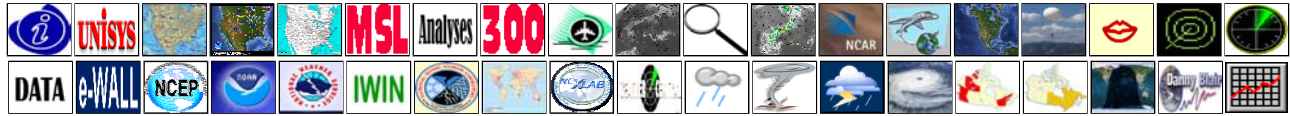
Last 24 Hours





THE UNIVERSITY OF WINNIPEG

Department of Geography



University of Winnipeg, Department of Geography  
Winnipeg, MB  
Winter precipitation totals are not reliable

2/7/10 10:52am

TEMP	WINDS	CURRENT	ALMANAC
 High -5.9° Low -16.6° Rate -0.56°/hr -16.6°	 18km/hr NNE (28°) Gust: 23km/hr	Humidity: 73% Dew Point: -20.3° Wind Chill: -25.5° Barometer: 1021.9mb Rate: 0.141mb/hr Rain Today: 0.5mm Hourly: 0.0mm Monthly: 2.0mm Total: 16.0mm	Sunrise: 7:50am Sunset: 5:31pm Moonrise: 3:43am Moonset: 11:27am Moon Day: 23  38%

University of Winnipeg  
Winnipeg, MB

Temperature: -16.6°C  
 Humidity: 73% Dew Point: -20.2°C  
 Rainfall: 0.51mm Pressure: 1021.7mb  
 Updated: 2 seconds ago

Temperature (°C)	Max	Min
Current 10:52am	Daily High 12:00am	Daily Low 10:51am
-16.6	-5.9	-16.6

Dew point (°C)	Max	Min
Current 10:52am	Daily High 12:00am	Daily Low 10:27am
-20.3	-7.9	-20.3

Cloud Base (m)

507.6

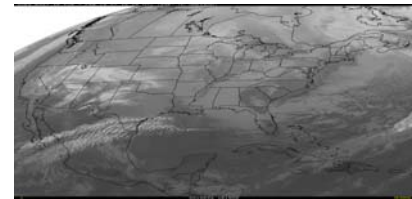
Wind Chill (°C)

-22.8

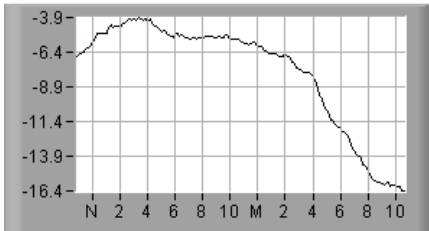
Solar Radiation (W/m<sup>2</sup>)

134.0

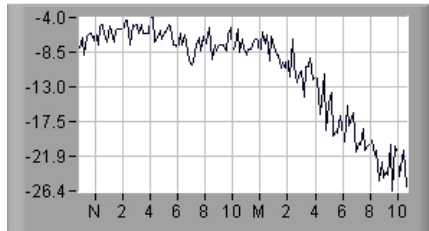
Raw Barometer (mb)	Hi	Lo
Current 10:52am	Daily High 10:14am	Daily Low 3:29am
1021.9	1021.9	1019.9



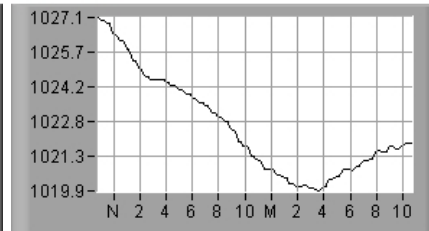
Temperature (°C)  
Last 24 Hours



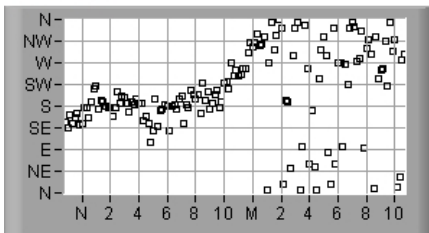
Wind Chill (°C)  
Last 24 Hours



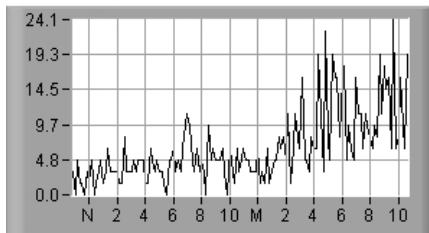
Raw Barometer (mb)  
Last 24 Hours



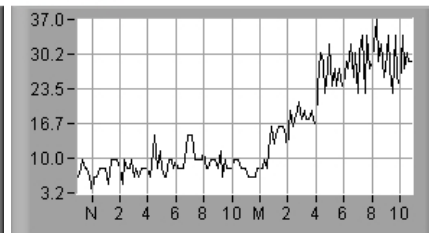
Wind Direction  
Last 24 Hours



Wind Speed (km/h)  
Last 24 Hours



Wind Gust (km/h)  
Last 24 Hours



## Skater List CALT 2010

Peewee	F	7	PAPPAS, ISABELLA (F)	Manitoba	999	
Peewee	M	6	PAPPAS, COSTA (M)	Manitoba	999	
Peewee	M	31	MOYSE, SAMUEL (M)	Saskatchewan	999	0
Peewee	M	32	VICZKO, HUNTER (M)	Saskatchewan	999	
Bantam	F	33	MOYSE, OLIVIA (F)	Saskatchewan	999	0
Bantam	F	34	SANSON, GABRIELLE (F)	Saskatchewan	57.64	0
Bantam	F	35	SCHAEFFER, EMMA (F)	Saskatchewan	999	
Midget	F	180	GRAHAM, SARAH	British Columbia	57.18	
Midget	F	192	PAPPAS, MIA	Manitoba	62.88	
Midget	F	194	PARROTT, CLAUDIA	Manitoba	54.3	
Midget	F	196	PEARSON, MACKENZIE	Manitoba	59.17	
Midget	F	198	PRENDERGAST, MARY	Manitoba	56.19	
Midget	F	220	PEARMAN, TESS	Alberta	54.77	
Midget	F	233	WORKMAN, TENIELLE	Saskatchewan	62.74	
Midget	M	181	MAXFIELD, BEN	British Columbia	999	
Midget	M	182	SPENCE, ERIC	British Columbia	999	
Midget	M	190	JAVRA, OWEN	Manitoba	58.37	
Midget	M	191	LANGELAAR, TYSON	Manitoba	61.13	
Midget	M	197	PEYACHEW, DYLAN	Manitoba	56.22	
Midget	M	210	XIE, HUGH	Ontario	54.5	
Midget	M	230	FISH, GRAEME	Saskatchewan	51.59	
Midget	M	231	HUBER, RYLEY	Saskatchewan	57.65	
Midget	M	232	VICZKO, MASON	Saskatchewan	57.52	
Juvenile	F	186	SPENCE, SARA	British Columbia	999	
Juvenile	F	187	SUTHERLAND, PAULINE	British Columbia	999	
Juvenile	F	201	DAENINCK, MICHELLE	Manitoba	46.82	
Juvenile	F	203	NEUFELD, KASEN	Manitoba	54.81	
Juvenile	F	204	PARROTT, ASHLYN	Manitoba	54.51	
Juvenile	F	211	CLOUTIER, NATASHA	Ontario	47.42	
Juvenile	F	214	PERRIE, PAISLEY	Ontario	47.69	
Juvenile	F	215	SHIRES, SARAH	Ontario	47.91	
Juvenile	F	216	WEIDEMANN, ISABELLE	Ontario	48.32	
Juvenile	F	222	PEARMAN, MADDISON	Alberta	47.68	
Juvenile	F	234	KOKOTAILO-WATERER, KATIE	Saskatchewan	50.73	
Juvenile	F	238	SLUSAR, RACHEL	Saskatchewan	55.58	
Juvenile	F	240	SUTTER, NYKA	Saskatchewan	52.6	
Juvenile	F	241	FISH, LINDSAY	Saskatchewan	50.93	999
Juvenile	F	242	AUBICHON, MARIANNE	Quebec	47.36	
Juvenile	F	243	BARNES-METRAS, AMANDA	Quebec	49.71	
Juvenile	F	247	FISSET, NOEMIE	Quebec	45.63	
Juvenile	F	248	FRECHETTE, CAMILLE	Quebec	50	

Juvenile	M	183	GRAHAM, JACOB	British Columbia	47.22	
Juvenile	M	184	MCCULLOUGH, MITCHELL	British Columbia	999	
Juvenile	M	199	KOOTS, SIMON	Manitoba	51.02	0
Juvenile	M	202	LIEBZEIT, CHRISTIAN	Manitoba	49.87	
Juvenile	M	205	PEYACHEW, RILEY	Manitoba	52.27	
Juvenile	M	206	WRIGHT, KIRK	Manitoba	44.67	
Juvenile	M	207	GAGNON, SEBASTIEN	Quebec	44.54	
Juvenile	M	208	GODIN, SIMON	Quebec	44.39	
Juvenile	M	212	HAMELIN, PIERRE-LUC	Ontario	47.53	
Juvenile	M	221	FATHOULIN, SASHA	Alberta	999	
Juvenile	M	223	WHITE, DYLAN	Alberta	51.25	
Juvenile	M	235	KUPCHYK, EVAN	Saskatchewan	44.28	
Juvenile	M	236	MORIN, LUCAS	Saskatchewan	44.7	
Juvenile	M	237	MORRIS, MATTHEW	Saskatchewan	49.42	
Juvenile	M	239	SOLIE, GRAHAM	Saskatchewan	43.28	
Juvenile	M	244	DERY, ALEXANDRE	Quebec	44	
Juvenile	M	245	FILLION, OLIVIER	Quebec	44.6	
Junior	F	68	BROUILLETTE, ELISE	Quebec		106.48
Junior	F	70	FILLION, ALEXANDRA	Quebec		106.28
Junior	F	73	WARD, ELIZABETH	Quebec		103.92
Junior	F	80	COLPITTS, MARY	Alberta		104.04
Junior	F	81	DAWIDOWSKI, STACI	Alberta		999
Junior	F	84	PEARMAN, BROOKE	Alberta		999
Junior	F	112	MARTIN, HANNAH	Manitoba		103.12
Junior	F	116	REILLY, KELSEY	Manitoba		99.79
Junior	F	117	SAWATZKY-DYCK, RAELENE	Manitoba		102.97
Junior	F	121	BOUTIN, MORGAN	Saskatchewan		104.83
Junior	F	123	HOLMES, ASHLEE	Saskatchewan		120.4
Junior	F	126	SCHAEFFER, SADIE	Saskatchewan		107.5
Junior	F	129	THIEL, CHRISTINA	Saskatchewan		87.89
Junior	M	69	CAMERON, VICTOR	Quebec		99.31
Junior	M	71	MASSON, WILLIAM	Quebec		98.44
Junior	M	72	PAPILLON, LOUIS-PHILIPPE	Quebec		96.74
Junior	M	82	HUNTER, COOPER	Alberta		85.25
Junior	M	83	MESSER, NOLAN	Alberta		83.71
Junior	M	85	RUDY, MATTHEW	Alberta		98.27
Junior	M	100	CLOUTHIER, BRADEN	British Columbia		78
Junior	M	102	DRESSLER, KAYNE	British Columbia		86.38
Junior	M	103	GIFFIN, AEDAN	British Columbia		91.69
Junior	M	110	DAENINCK, CHRISTOPHER	Manitoba		89.19
Junior	M	111	DECKERT, SAM	Manitoba		92.78
Junior	M	113	PRENDERGAST, CHRISTOPHER	Manitoba		90.46
Junior	M	115	RAFTER, RHYS	Manitoba	0	95.72
Junior	M	122	GALLIPEAU, JOSHUA	Saskatchewan		86.3
Junior	M	124	HORST, ALEXANDER	Saskatchewan		94.35
Junior	M	125	MARSH, MICHAEL	Saskatchewan		94.85
Junior	M	128	SLUSAR, JESSE	Saskatchewan		94.37

Intermediate	F	91	MCLEAN, HEATHER	Manitoba		91.8
Intermediate	F	93	DYER, TARYN	Manitoba		101.05
Intermediate	F	119	BOYD, GRACE	Manitoba	0	97.45
Intermediate	F	131	BOYS, ASHLEY	Saskatchewan		101.69
Intermediate	F	134	KENDALL, STEPHANIE	Saskatchewan		97.98
Intermediate	M	74	WARD, PHILIPPE	Quebec		94.35
Intermediate	M	86	STONE, CHRIS	Alberta		85.5
Intermediate	M	92	MCMAHON, OWEN	Manitoba		92.83
Intermediate	M	104	INGLIS, JAMIE	British Columbia		999
Intermediate	M	118	BORUS, DEVON	Manitoba		88.61
Intermediate	M	132	CARNEGIE, ALLAN	Saskatchewan		94.14
Intermediate	M	133	JUNGWIRTH, MORGAN	Saskatchewan		93.73
Senior	F	135	PILUK, SARAH	Saskatchewan		131.25
Master	F	170	BRAUN, LEELA M40	Manitoba		110.47
Master	F	171	CONKLIN, CHERYL M45	Manitoba		122.99
Master	M	150	FISH, BRIAN M45	Saskatchewan		112.1
Master	M	153	KUPCHYK, MICKEY M50	Saskatchewan		96.9
Master	M	154	MORRIS, JOHN M40	Saskatchewan		101.54
Master	M	160	HJINEN, RICHARD M40	Alberta		93.2
Master	M	173	LAWLER, DAVID M55	Manitoba		111.34
Master	M	174	PARROTT, STUART M40	Manitoba		99.22
Master	M	175	PLETT, RANDY M45	Manitoba		85.89

# OVERAL RESULTS - FEB. 7./10

Canadian LT Mass Start Championships  
Short track, group start

06-February-2010

## Peewee male

### 1 VICZKO, HUNTER (M)

1A	200 m	Qualif.	1	0: 29.64	
27A	300 m	Qualif.	1	0: 43.59	
53A	100 m	Qualif.	1	0: 15.63	
92A	400 m	Finale	1	1: 03.66	1,000 pts

### Saskatchewan

14A	200 m	Finale	1	0: 29.85	1,000 pts
40A	300 m	Finale	1	0: 43.04	1,000 pts
66A	100 m	Finale	1	0: 15.02	1,000 pts

**4,000**

### 2 MOYSE, SAMUEL (M)

1A	200 m	Qualif.	2	0: 32.38	
27A	300 m	Qualif.	3	0: 56.48	
53A	100 m	Qualif.	3	0: 17.24	
92A	400 m	Finale	3	1: 20.69	666 pts

### Saskatchewan

14A	200 m	Finale	2	0: 35.86	816 pts
40A	300 m	Finale	2	0: 47.69	816 pts
66A	100 m	Finale	2	0: 16.22	816 pts

**3,114**

### 3 PAPPAS, COSTA (M)

1A	200 m	Qualif.	4	0: 53.07	
27A	300 m	Qualif.	2	0: 49.04	
53A	100 m	Qualif.	2	0: 16.13	
92A	400 m	Finale	2	1: 13.88	816 pts

### Manitoba

14A	200 m	Finale	3	0: 39.26	666 pts
40A	300 m	Finale	3	0: 47.81	666 pts
66A	100 m	Finale	3	0: 16.28	666 pts

**2,814**

### 4 PAPPAS, ISABELLA (F)

1A	200 m	Qualif.	3	0: 41.78	
27A	300 m	Qualif.	4	1: 00.11	
53A	100 m	Qualif.	4	0: 21.18	
92A	400 m	Finale	4	1: 37.07	543 pts

### Manitoba

14A	200 m	Finale	4	0: 58.43	543 pts
40A	300 m	Finale	4	1: 02.58	543 pts
66A	100 m	Finale	4	0: 20.27	543 pts

**2,172**

# OVERAL RESULTS - FEB. 7./10

Canadian LT Mass Start Championships  
Short track, group start

06-February-2010

## Bantam male

### 1 SANSON, GABRIELLE (F)

2A	300 m	Qualif.	1	0: 34.63	
28A	400 m	Qualif.	1	0: 45.69	
54A	200 m	Qualif.	1	0: 24.41	
93A	600 m	Finale	1	1: 10.12	1,000 pts

### Saskatchewan

15A	300 m	Finale	1	0: 34.15	1,000 pts
41A	400 m	Finale	1	0: 44.82	1,000 pts
67A	200 m	Finale	1	0: 24.42	1,000 pts

**4,000**

### 2 MOYSE, OLIVIA (F)

2A	300 m	Qualif.	2	0: 38.42	
28A	400 m	Qualif.	2	0: 52.02	
54A	200 m	Qualif.	2	0: 26.31	
93A	600 m	Finale	2	1: 18.67	816 pts

### Saskatchewan

15A	300 m	Finale	2	0: 38.06	816 pts
41A	400 m	Finale	2	0: 50.73	816 pts
67A	200 m	Finale	2	0: 26.69	816 pts

**3,264**

### 3 SCHAEFFER, EMMA (F)

2A	300 m	Qualif.	3	0: 39.29	
28A	400 m	Qualif.	3	0: 57.53	
54A	200 m	Qualif.	3	0: 27.99	
93A	600 m	Finale	3	1: 27.42	666 pts

### Saskatchewan

15A	300 m	Finale	3	0: 39.58	666 pts
41A	400 m	Finale	3	0: 54.65	666 pts
67A	200 m	Finale	3	0: 28.07	666 pts

**2,664**

# OVERAL RESULTS - FEB. 7/10

Canadian LT Mass Start Championships  
Short track, group start

06-February-2010

## Midget female

### 1 GRAHAM, SARAH

3A	500 m	Qualif.	2	0: 56.26	
29A	800 m	Qualif.	2	1: 32.15	
55A	300 m	Qualif.	2	0: 33.74	
94A	1,000 m	Finale	1	2: 00.64	1,000 pts

### British Columbia

16A	500 m	Finale	2	0: 54.27	816 pts
42A	800 m	Finale	1	1: 30.09	1,000 pts
68A	300 m	Finale	3	0: 33.51	666 pts

3,482

### 2 PEARMAN, TESS

3A	500 m	Qualif.	1	0: 55.98	
29A	800 m	Qualif.	1	1: 31.96	
55A	300 m	Qualif.	4	0: 34.12	
94A	1,000 m	Finale	3	2: 00.77	666 pts

### Alberta

16A	500 m	Finale	1	0: 53.99	1,000 pts
42A	800 m	Finale	2	1: 30.17	816 pts
68A	300 m	Finale	2	0: 33.50	816 pts

3,298

### 3 PARROTT, CLAUDIA

3A	500 m	Qualif.	3	0: 56.39	
29A	800 m	Qualif.	3	1: 33.83	
55A	300 m	Qualif.	1	0: 33.01	
94A	1,000 m	Finale	2	2: 00.65	816 pts

### Manitoba

16A	500 m	Finale	3	0: 54.42	666 pts
42A	800 m	Finale	3	1: 30.26	666 pts
68A	300 m	Finale	1	0: 33.06	1,000 pts

3,148

### 4 PRENDERGAST, MARY

3A	500 m	Qualif.	4	0: 56.92	
29A	800 m	Qualif.	4	1: 37.25	
55A	300 m	Qualif.	3	0: 33.86	
94A	1,000 m	Finale	4	2: 01.55	543 pts

### Manitoba

16A	500 m	Finale	4	0: 55.25	543 pts
42A	800 m	Finale	4	1: 30.32	543 pts
68A	300 m	Finale	4	0: 33.88	543 pts

2,172

### 5 PEARSON, MACKENZIE

3A	500 m	Qualif.	6	1: 00.68	
29A	800 m	Qualif.	6	1: 45.29	
55A	300 m	Qualif.	5	0: 35.58	
94A	1,000 m	Finale	6	2: 16.70	362 pts

### Manitoba

16A	500 m	Finale	5	0: 57.59	443 pts
42A	800 m	Finale	6	1: 38.88	362 pts
68A	300 m	Finale	5	0: 36.00	443 pts

1,610

### 6 WORKMAN, TENIELLE

3A	500 m	Qualif.	5	1: 00.10	
29A	800 m	Qualif.	5	1: 40.98	
55A	300 m	Qualif.	6	0: 36.92	
94A	1,000 m	Finale	5	2: 11.34	443 pts

### Saskatchewan

16A	500 m	Finale	7	1: 00.25	295 pts
42A	800 m	Finale	5	1: 37.02	443 pts
68A	300 m	Finale	6	0: 36.94	362 pts

1,543

### 7 PAPPAS, MIA

3A	500 m	Qualif.	7	1: 01.38	
29A	800 m	Qualif.	7	1: 45.33	
55A	300 m	Qualif.	7	0: 37.15	
94A	1,000 m	Finale	7	2: 23.85	295 pts

### Manitoba

16A	500 m	Finale	6	0: 58.53	362 pts
42A	800 m	Finale	7	1: 40.10	295 pts
68A	300 m	Finale	7	0: 37.59	295 pts

1,247

# OVERAL RESULTS - FEB. 7/10

Canadian LT Mass Start Championships  
Short track, group start

06-February-2010

## Midget male

### 1 SPENCE, ERIC

4A	500 m	Qualif.	1	0: 54.14
30A	800 m	Qualif.	1	1: 27.76
56A	300 m	Qualif.	1	0: 33.44
82A	1,000 m	Qualif.	1	1: 52.45

### 2 XIE, HUGH

4B	500 m	Qualif.	1	0: 54.51
30B	800 m	Qualif.	1	1: 31.51
56A	300 m	Qualif.	2	0: 33.71
82B	1,000 m	Qualif.	1	2: 04.30

### 3 FISH, GRAEME

4A	500 m	Qualif.	4	0: 56.03
30A	800 m	Qualif.	2	1: 28.03
56B	300 m	Qualif.	2	0: 34.66
82A	1,000 m	Qualif.	2	1: 54.79

### 4 MAXFIELD, BEN

4A	500 m	Qualif.	2	0: 55.18
30B	800 m	Qualif.	2	1: 31.65
56B	300 m	Qualif.	1	0: 34.48
82B	1,000 m	Qualif.	4	DQ-X

### 5 VICZKO, MASON

4A	500 m	Qualif.	3	0: 55.85
30B	800 m	Qualif.	3	1: 31.86
56A	300 m	Qualif.	3	0: 34.69
82A	1,000 m	Qualif.	3	2: 02.56

### 6 LANGELAAR, TYSON

4B	500 m	Qualif.	3	0: 56.29
30B	800 m	Qualif.	4	1: 32.15
56B	300 m	Qualif.	4	0: 35.90
82B	1,000 m	Qualif.	2	2: 05.15

### 7 PEYACHEW, DYLAN

4B	500 m	Qualif.	2	0: 54.96
30A	800 m	Qualif.	3	1: 31.79
56B	300 m	Qualif.	3	0: 35.66
82B	1,000 m	Qualif.	3	2: 05.23

### 8 HUBER, RYLEY

4A	500 m	Qualif.	5	1: 09.96
30A	800 m	Qualif.	4	1: 32.36
56A	300 m	Qualif.	4	0: 34.88
82A	1,000 m	Qualif.	4	2: 04.27

### 9 JAVRA, OWEN

4B	500 m	Qualif.	4	0: 56.80
30A	800 m	Qualif.	5	1: 38.74
56A	300 m	Qualif.	5	0: 35.59
82A	1,000 m	Qualif.	5	2: 09.99

### British Columbia

17A	500 m	Finale	1	0: 51.83	1,000 pts
43A	800 m	Finale	1	1: 25.01	1,000 pts
69A	300 m	Finale	1	0: 32.78	1,000 pts
95A	1,000 m	Finale	1	1: 50.25	1,000 pts

4,000

### Ontario

17A	500 m	Finale	3	0: 52.73	666 pts
43A	800 m	Finale	4	1: 27.11	543 pts
69A	300 m	Finale	2	0: 33.07	816 pts
95A	1,000 m	Finale	2	1: 51.49	816 pts

2,841

### Saskatchewan

17A	500 m	Finale	4	0: 53.64	543 pts
43A	800 m	Finale	2	1: 26.69	816 pts
69A	300 m	Finale	5	0: 33.86	443 pts
95A	1,000 m	Finale	3	1: 53.91	666 pts

2,468

### British Columbia

17A	500 m	Finale	2	0: 52.64	816 pts
43A	800 m	Finale	3	1: 26.93	666 pts
69A	300 m	Finale	3	0: 33.67	666 pts
95B	1,000 m	Finale	1	2: 00.27	241 pts

2,389

### Saskatchewan

17A	500 m	Finale	6	0: 54.75	362 pts
43A	800 m	Finale	5	1: 27.29	443 pts
69A	300 m	Finale	4	0: 33.76	543 pts
95A	1,000 m	Finale	4	1: 59.26	543 pts

1,891

### Manitoba

17A	500 m	Finale	7	0: 55.62	295 pts
43A	800 m	Finale	6	1: 27.46	362 pts
69B	300 m	Finale	1	0: 37.51	241 pts
95A	1,000 m	Finale	5	1: 59.28	443 pts

1,341

### Manitoba

17A	500 m	Finale	5	0: 54.36	443 pts
43A	800 m	Finale	7	1: 27.66	295 pts
69A	300 m	Finale	7	0: 36.35	295 pts
95A	1,000 m	Finale	7	2: 06.65	295 pts

1,328

### Saskatchewan

17B	500 m	Finale	1	0: 57.21	241 pts
43B	800 m	Finale	1	1: 37.18	241 pts
69A	300 m	Finale	6	0: 34.72	362 pts
95A	1,000 m	Finale	6	1: 59.66	362 pts

1,206

### Manitoba

17B	500 m	Finale	2	0: 57.87	196 pts
43B	800 m	Finale	2	1: 46.43	196 pts
69B	300 m	Finale	2	0: 44.22	196 pts
95B	1,000 m	Finale	2	2: 08.03	196 pts

784

**OVERAL RESULTS - FEB. 7/10****Canadian LT Mass Start Championships**  
**Short track, group start****06-February-2010****Juvenile female****1 Fiset, Noemie**

5A	500 m	Qualif.	2	0: 46.51
31A	1,000 m	Qualif.	1	1: 49.39
57B	300 m	Qualif.	1	0: 28.28
83A	1,500 m	Qualif.	1	2: 48.02

**Quebec**

18A	500 m	Finale	1	0: 45.71	1,000 pts
44A	1,000 m	Finale	2	1: 42.75	816 pts
70A	300 m	Finale	1	0: 28.38	1,000 pts
96A	1,500 m	Finale	1	2: 46.83	1,000 pts

**3,816****2 PEARMAN, MADDISON**

5B	500 m	Qualif.	1	0: 46.59
31B	1,000 m	Qualif.	1	1: 41.51
57A	300 m	Qualif.	1	0: 29.81
83B	1,500 m	Qualif.	2	2: 44.37

**Alberta**

18A	500 m	Finale	2	0: 45.91	816 pts
44A	1,000 m	Finale	1	1: 42.63	1,000 pts
70A	300 m	Finale	4	0: 29.02	543 pts
96A	1,500 m	Finale	2	2: 47.24	816 pts

**3,175****3 AUBICHON, MARIANNE**

5C	500 m	Qualif.	1	0: 47.17
31C	1,000 m	Qualif.	1	1: 37.99
57C	300 m	Qualif.	1	0: 28.88
83C	1,500 m	Qualif.	1	2: 43.65

**Quebec**

18A	500 m	Finale	3	0: 46.06	666 pts
44A	1,000 m	Finale	5	1: 43.05	443 pts
70A	300 m	Finale	2	0: 28.48	816 pts
96A	1,500 m	Finale	3	2: 47.38	666 pts

**2,591****4 PERRIE, PAISLEY**

5A	500 m	Qualif.	1	0: 46.26
31B	1,000 m	Qualif.	2	1: 41.76
57C	300 m	Qualif.	2	0: 29.44
83C	1,500 m	Qualif.	2	2: 43.90

**Ontario**

18A	500 m	Finale	5	0: 46.83	443 pts
44A	1,000 m	Finale	3	1: 42.80	666 pts
70A	300 m	Finale	3	0: 28.91	666 pts
96A	1,500 m	Finale	5	2: 54.96	443 pts

**2,218****5 CLOUTIER, NATASHA**

5C	500 m	Qualif.	2	0: 47.66
31C	1,000 m	Qualif.	2	1: 38.26
57B	300 m	Qualif.	2	0: 29.80
83B	1,500 m	Qualif.	1	2: 44.36

**Ontario**

18A	500 m	Finale	4	0: 46.80	543 pts
44A	1,000 m	Finale	4	1: 42.83	543 pts
70A	300 m	Finale	6	0: 29.50	362 pts
96A	1,500 m	Finale	4	2: 53.01	543 pts

**1,991****6 SPENCE, SARA**

5B	500 m	Qualif.	2	0: 47.42
31A	1,000 m	Qualif.	3	1: 50.18
57A	300 m	Qualif.	2	0: 30.78
83A	1,500 m	Qualif.	3	2: 49.02

**British Columbia**

18A	500 m	Finale	6	0: 47.10	362 pts
44B	1,000 m	Finale	1	1: 47.66	241 pts
70A	300 m	Finale	5	0: 29.45	443 pts
96B	1,500 m	Finale	1	2: 44.58	241 pts

**1,287****7 BARNES-METRAS, AMANDA**

5C	500 m	Qualif.	4	0: 48.12
31C	1,000 m	Qualif.	3	1: 38.77
57B	300 m	Qualif.	3	0: 30.82
83A	1,500 m	Qualif.	2	2: 48.93

**Quebec**

18B	500 m	Finale	2	0: 49.05	196 pts
44A	1,000 m	Finale	7	1: 43.76	295 pts
70B	300 m	Finale	1	0: 30.70	241 pts
96A	1,500 m	Finale	7	3: 08.45	295 pts

**1,027****8 DAENINCK, MICHELLE**

5B	500 m	Qualif.	4	0: 47.77
31C	1,000 m	Qualif.	4	1: 39.09
57C	300 m	Qualif.	3	0: 29.79
83C	1,500 m	Qualif.	3	2: 44.82

**Manitoba**

18B	500 m	Finale	3	0: 49.22	160 pts
44B	1,000 m	Finale	3	1: 47.91	160 pts
70A	300 m	Finale	7	0: 30.69	295 pts
96A	1,500 m	Finale	6	2: 56.33	362 pts

**977****9 WEIDEMANN, ISABELLE**

5B	500 m	Qualif.	3	0: 47.50
31A	1,000 m	Qualif.	2	1: 49.63
57A	300 m	Qualif.	3	0: 30.96
83B	1,500 m	Qualif.	3	2: 45.80

**Ontario**

18A	500 m	Finale	7	0: 47.35	295 pts
44A	1,000 m	Finale	6	1: 43.75	362 pts
70B	300 m	Finale	7	0: 43.94	70 pts
96B	1,500 m	Finale	3	2: 45.50	160 pts

**887**

**10 SHIRES, SARAH**

5A	500 m	Qualif.	3	0: 48.44
31B	1,000 m	Qualif.	6	DQ-C
57C	300 m	Qualif.	4	0: 30.66
83C	1,500 m	Qualif.	5	2: 47.52

**11 FISH, LINDSAY**

5A	500 m	Qualif.	4	0: 50.09
31B	1,000 m	Qualif.	4	1: 43.88
57B	300 m	Qualif.	4	0: 31.13
83B	1,500 m	Qualif.	4	2: 45.84

**12 KOKOTAILO-WATERER, KATIE**

5B	500 m	Qualif.	5	0: 49.29
31B	1,000 m	Qualif.	3	1: 43.63
57A	300 m	Qualif.	5	0: 32.35
83B	1,500 m	Qualif.	5	2: 45.85

**13 FRECHETTE, CAMILLE**

5C	500 m	Qualif.	3	0: 47.79
31A	1,000 m	Qualif.	4	1: 51.97
57A	300 m	Qualif.	4	0: 31.32
83A	1,500 m	Qualif.	4	2: 58.63

**14 SUTHERLAND, PAULINE**

5A	500 m	Qualif.	5	0: 50.20
31A	1,000 m	Qualif.	5	1: 52.23
57B	300 m	Qualif.	5	0: 31.85
83A	1,500 m	Qualif.	5	3: 03.27

**15 SLUSAR, RACHEL**

5C	500 m	Qualif.	5	0: 52.83
31C	1,000 m	Qualif.	5	1: 48.97
57C	300 m	Qualif.	5	0: 34.10
83C	1,500 m	Qualif.	4	2: 47.09

**16 SUTTER, NYKA**

5A	500 m	Qualif.	6	0: 52.78
31B	1,000 m	Qualif.	5	2: 11.08
57B	300 m	Qualif.	6	0: 32.19
83C	1,500 m	Qualif.	6	2: 48.27

**17 NEUFELD, KASEN**

5C	500 m	Qualif.	6	0: 53.57
31C	1,000 m	Qualif.	6	1: 53.03
57C	300 m	Qualif.	6	0: 34.20
83B	1,500 m	Qualif.	6	2: 59.64

**18 PARROTT, ASHLYN**

5B	500 m	Qualif.	6	0: 52.51
31A	1,000 m	Qualif.	6	1: 59.03
57A	300 m	Qualif.	6	0: 33.96
83A	1,500 m	Qualif.	6	3: 06.83

**Ontario**

18B	500 m	Finale	1	0: 49.02	241 pts
44C	1,000 m	Finale	1	1: 46.29	57 pts
70B	300 m	Finale	2	0: 31.44	196 pts
96B	1,500 m	Finale	4	2: 45.89	130 pts

**624****Saskatchewan**

18B	500 m	Finale	7	0: 49.73	70 pts
44B	1,000 m	Finale	2	1: 47.88	196 pts
70B	300 m	Finale	3	0: 31.50	160 pts
96B	1,500 m	Finale	2	2: 45.44	196 pts

**622****Saskatchewan**

18B	500 m	Finale	4	0: 49.38	130 pts
44B	1,000 m	Finale	5	1: 49.28	106 pts
70C	300 m	Finale	1	0: 32.70	57 pts
96B	1,500 m	Finale	5	2: 46.14	106 pts

**399****Quebec**

18B	500 m	Finale	6	0: 49.65	86 pts
44B	1,000 m	Finale	4	1: 48.44	130 pts
70B	300 m	Finale	4	0: 31.57	130 pts
96C	1,500 m	Finale	4	DQ-C	30 pts

**376****British Columbia**

18B	500 m	Finale	5	0: 49.49	106 pts
44B	1,000 m	Finale	6	1: 49.72	86 pts
70B	300 m	Finale	5	0: 32.55	106 pts
96C	1,500 m	Finale	1	3: 09.58	57 pts

**355****Saskatchewan**

18C	500 m	Finale	1	0: 53.29	57 pts
44B	1,000 m	Finale	7	1: 49.75	70 pts
70C	300 m	Finale	2	0: 34.16	46 pts
96B	1,500 m	Finale	6	2: 50.62	86 pts

**259****Saskatchewan**

18C	500 m	Finale	3	0: 54.08	37 pts
44C	1,000 m	Finale	2	1: 46.87	46 pts
70B	300 m	Finale	6	0: 32.89	86 pts
96B	1,500 m	Finale	7	2: 53.05	70 pts

**239****Manitoba**

18C	500 m	Finale	2	0: 53.81	46 pts
44C	1,000 m	Finale	3	1: 48.67	37 pts
70C	300 m	Finale	3	0: 34.26	37 pts
96C	1,500 m	Finale	2	3: 11.75	46 pts

**166****Manitoba**

18C	500 m	Finale	4	0: 54.38	30 pts
44C	1,000 m	Finale	4	1: 52.18	30 pts
70C	300 m	Finale	4	0: 34.40	30 pts
96C	1,500 m	Finale	3	3: 40.29	37 pts

**127**

**OVERAL RESULTS - FEB. 7/10****Canadian LT Mass Start Championships**  
**Short track, group start****06-February-2010****Juvenile male****1 DERY, ALEXANDRE**

6B	500 m	Qualif.	2	0: 42.68
32A	1,000 m	Qualif.	1	1: 33.22
58A	300 m	Qualif.	1	0: 27.98
84A	1,500 m	Qualif.	1	2: 36.88

**Quebec**

19A	500 m	Finale	1	0: 41.86	1,000 pts
45A	1,000 m	Finale	1	1: 34.37	1,000 pts
71A	300 m	Finale	1	0: 26.91	1,000 pts
97A	1,500 m	Finale	1	2: 13.29	1,000 pts

**4,000****2 WRIGHT, KIRK**

6A	500 m	Qualif.	1	0: 43.52
32C	1,000 m	Qualif.	1	1: 32.17
58B	300 m	Qualif.	1	0: 28.02
84B	1,500 m	Qualif.	1	2: 34.71

**Manitoba**

19A	500 m	Finale	3	0: 42.28	666 pts
45A	1,000 m	Finale	2	1: 34.86	816 pts
71A	300 m	Finale	2	0: 27.09	816 pts
97A	1,500 m	Finale	3	2: 18.34	666 pts

**2,964****3 FATHOULIN, SASHA**

6B	500 m	Qualif.	1	0: 42.37
32B	1,000 m	Qualif.	1	1: 37.14
58C	300 m	Qualif.	1	0: 27.60
84C	1,500 m	Qualif.	1	2: 22.72

**Alberta**

19A	500 m	Finale	2	0: 42.10	816 pts
45A	1,000 m	Finale	7	2: 01.74	295 pts
71A	300 m	Finale	7	DQ-S	295 pts
97A	1,500 m	Finale	2	2: 15.40	816 pts

**2,222****4 GODIN, SIMON**

6C	500 m	Qualif.	1	0: 45.06
32C	1,000 m	Qualif.	2	1: 32.32
58C	300 m	Qualif.	2	0: 28.15
84C	1,500 m	Qualif.	2	2: 31.47

**Quebec**

19A	500 m	Finale	4	0: 42.79	543 pts
45A	1,000 m	Finale	3	1: 38.56	666 pts
71A	300 m	Finale	6	DNF	362 pts
97A	1,500 m	Finale	4	2: 24.09	543 pts

**2,114****5 GAGNON, SEBASTIEN**

6B	500 m	Qualif.	3	0: 43.59
32B	1,000 m	Qualif.	4	1: 38.21
58A	300 m	Qualif.	2	0: 28.22
84B	1,500 m	Qualif.	2	2: 35.93

**Quebec**

19A	500 m	Finale	5	0: 43.24	443 pts
45B	1,000 m	Finale	1	1: 37.09	241 pts
71A	300 m	Finale	3	0: 27.66	666 pts
97A	1,500 m	Finale	7	2: 35.18	295 pts

**1,645****6 GRAHAM, JACOB**

6C	500 m	Qualif.	2	0: 45.16
32A	1,000 m	Qualif.	2	1: 33.58
58B	300 m	Qualif.	3	0: 29.04
84A	1,500 m	Qualif.	2	2: 37.59

**British Columbia**

19A	500 m	Finale	6	0: 43.35	362 pts
45A	1,000 m	Finale	5	1: 38.64	443 pts
71B	300 m	Finale	1	0: 28.08	241 pts
97A	1,500 m	Finale	5	2: 24.15	443 pts

**1,489****7 FILLION, OLIVIER**

6A	500 m	Qualif.	3	0: 43.99
32B	1,000 m	Qualif.	2	1: 37.56
58B	300 m	Qualif.	2	0: 28.12
84A	1,500 m	Qualif.	4	2: 37.85

**Quebec**

19B	500 m	Finale	1	0: 45.38	241 pts
45A	1,000 m	Finale	6	1: 39.70	362 pts
71A	300 m	Finale	4	0: 28.78	543 pts
97B	1,500 m	Finale	2	2: 34.17	196 pts

**1,342****8 SOLIE, GRAHAM**

6A	500 m	Qualif.	2	0: 43.84
32A	1,000 m	Qualif.	3	1: 34.90
58C	300 m	Qualif.	3	0: 28.87
84C	1,500 m	Qualif.	3	2: 33.09

**Saskatchewan**

19A	500 m	Finale	7	0: 44.07	295 pts
45B	1,000 m	Finale	5	1: 38.03	106 pts
71B	300 m	Finale	2	0: 28.72	196 pts
97A	1,500 m	Finale	6	2: 24.23	362 pts

**959****9 HAMELIN, PIERRE-LUC**

6C	500 m	Qualif.	3	0: 46.43
32C	1,000 m	Qualif.	3	1: 33.31
58A	300 m	Qualif.	4	0: 28.41
84B	1,500 m	Qualif.	3	2: 36.17

**Ontario**

19B	500 m	Finale	2	0: 46.27	196 pts
45A	1,000 m	Finale	4	1: 38.62	543 pts
71B	300 m	Finale	4	0: 28.92	130 pts
97B	1,500 m	Finale	7	DQ-X	70 pts

**939**

**10 KUPCHYK, EVAN**

6C	500 m	Qualif.	4	0: 46.65
32C	1,000 m	Qualif.	5	1: 35.83
58A	300 m	Qualif.	3	0: 28.40
84C	1,500 m	Qualif.	4	2: 47.71

**Saskatchewan**

19B	500 m	Finale	3	0: 47.37	160 pts
45B	1,000 m	Finale	7	1: 39.63	70 pts
71A	300 m	Finale	6	DNF	362 pts
97B	1,500 m	Finale	5	2: 43.69	106 pts

**698****11 WHITE, DYLAN**

6B	500 m	Qualif.	6	0: 48.79
32C	1,000 m	Qualif.	4	1: 35.43
58C	300 m	Qualif.	6	0: 31.53
84B	1,500 m	Qualif.	4	2: 40.06

**Alberta**

19C	500 m	Finale	1	0: 49.66	57 pts
45B	1,000 m	Finale	2	1: 37.39	196 pts
71C	300 m	Finale	2	0: 31.19	46 pts
97B	1,500 m	Finale	1	.	241 pts

**540****12 MORIN, LUCAS**

6B	500 m	Qualif.	4	0: 45.57
32B	1,000 m	Qualif.	3	1: 37.86
58B	300 m	Qualif.	4	0: 29.14
84A	1,500 m	Qualif.	3	2: 37.70

**Saskatchewan**

19B	500 m	Finale	7	DQ-C	70 pts
45B	1,000 m	Finale	3	1: 37.70	160 pts
71B	300 m	Finale	5	0: 29.08	106 pts
97B	1,500 m	Finale	3	2: 35.70	160 pts

**496****13 MORRIS, MATTHEW**

6B	500 m	Qualif.	5	0: 46.42
32B	1,000 m	Qualif.	5	1: 39.93
58B	300 m	Qualif.	5	0: 30.32
84B	1,500 m	Qualif.	5	2: 40.93

**Saskatchewan**

19B	500 m	Finale	4	0: 47.61	130 pts
45C	1,000 m	Finale	1	1: 41.28	57 pts
71B	300 m	Finale	3	0: 28.91	160 pts
97B	1,500 m	Finale	6	3: 10.16	86 pts

**433****14 KOOTS, SIMON**

6A	500 m	Qualif.	5	0: 48.06
32A	1,000 m	Qualif.	4	1: 39.63
58A	300 m	Qualif.	5	0: 29.21
84A	1,500 m	Qualif.	5	2: 48.03

**Manitoba**

19B	500 m	Finale	6	1: 03.29	86 pts
45B	1,000 m	Finale	4	1: 37.91	130 pts
71B	300 m	Finale	6	0: 29.70	86 pts
97B	1,500 m	Finale	4	2: 40.09	130 pts

**432****15 LIEBZEIT, CHRISTIAN**

6A	500 m	Qualif.	4	0: 47.90
32A	1,000 m	Qualif.	5	1: 44.55
58C	300 m	Qualif.	4	0: 30.53
84C	1,500 m	Qualif.	6	3: 01.76

**Manitoba**

19B	500 m	Finale	5	0: 47.84	106 pts
45C	1,000 m	Finale	3	1: 43.12	37 pts
71B	300 m	Finale	7	0: 29.74	70 pts
97C	1,500 m	Finale	3	3: 03.28	37 pts

**250****16 MCCULLOUGH, MITCHELL**

6C	500 m	Qualif.	5	0: 48.30
32C	1,000 m	Qualif.	6	1: 36.23
58C	300 m	Qualif.	5	0: 30.68
84C	1,500 m	Qualif.	5	2: 53.35

**British Columbia**

19C	500 m	Finale	2	0: 50.00	46 pts
45B	1,000 m	Finale	6	1: 38.48	86 pts
71C	300 m	Finale	1	0: 30.88	57 pts
97C	1,500 m	Finale	2	2: 46.96	46 pts

**235****17 PEYACHEW, RILEY**

6C	500 m	Qualif.	6	0: 48.54
32B	1,000 m	Qualif.	6	1: 42.05
58B	300 m	Qualif.	6	0: 32.83
84B	1,500 m	Qualif.	6	2: 57.19

**Manitoba**

19C	500 m	Finale	3	0: 50.17	37 pts
45C	1,000 m	Finale	2	1: 41.59	46 pts
71C	300 m	Finale	3	0: 31.58	37 pts
97C	1,500 m	Finale	1	2: 45.41	57 pts

**177**

**OVERAL RESULTS - FEB. 7/10**

**Canadian LT Mass Start Championships**  
**Short track, group start**

**06-February-2010**

**Junior female****1 DAWIDOWSKI, STACI**

7A 1,000 m Qualif. 1 1: 35.94  
 33A 1,500 m Qualif. 1 2: 40.97  
 59A 500 m Qualif. 1 0: 49.32  
 85A 3,000 m Qualif. 1 5: 46.99

**Alberta**

20A 1,000 m Finale 1 1: 39.51 1,000 pts  
 46A 1,500 m Finale 1 2: 43.19 1,000 pts  
 72A 500 m Finale 1 0: 47.08 1,000 pts  
 98A 3,000 m Finale 1 5: 34.06 1,000 pts

**4,000****2 PEARMAN, BROOKE**

7A 1,000 m Qualif. 2 1: 36.06  
 33B 1,500 m Qualif. 2 2: 36.44  
 59B 500 m Qualif. 1 0: 49.11  
 85B 3,000 m Qualif. 2 5: 50.27

**Alberta**

20A 1,000 m Finale 2 1: 40.16 816 pts  
 46A 1,500 m Finale 2 2: 43.34 816 pts  
 72A 500 m Finale 2 0: 47.61 816 pts  
 98A 3,000 m Finale 2 5: 36.47 816 pts

**3,264****3 BOUTIN, MORGAN**

7B 1,000 m Qualif. 1 1: 40.97  
 33B 1,500 m Qualif. 3 2: 36.64  
 59B 500 m Qualif. 6 1: 02.45  
 85A 3,000 m Qualif. 3 5: 51.84

**Saskatchewan**

20A 1,000 m Finale 3 1: 40.53 666 pts  
 46A 1,500 m Finale 5 2: 45.58 443 pts  
 72B 500 m Finale 1 0: 49.72 241 pts  
 98A 3,000 m Finale 3 5: 40.72 666 pts

**2,016****4 REILLY, KELSEY**

7B 1,000 m Qualif. 2 1: 41.37  
 33B 1,500 m Qualif. 1 2: 36.15  
 59A 500 m Qualif. 2 0: 49.55  
 85B 3,000 m Qualif. 3 5: 59.47

**Manitoba**

20A 1,000 m Finale 7 DQ-C 295 pts  
 46A 1,500 m Finale 3 2: 43.98 666 pts  
 72A 500 m Finale 3 0: 48.65 666 pts  
 98A 3,000 m Finale 7 5: 56.20 295 pts

**1,922****5 WARD, ELIZABETH**

7A 1,000 m Qualif. 7 DQ-C  
 33A 1,500 m Qualif. 3 2: 42.57  
 59B 500 m Qualif. 2 0: 49.12  
 85B 3,000 m Qualif. 1 5: 50.13

**Quebec**

20B 1,000 m Finale 1 1: 40.17 241 pts  
 46A 1,500 m Finale 4 2: 45.55 543 pts  
 72A 500 m Finale 4 0: 50.01 543 pts  
 98A 3,000 m Finale 4 5: 40.73 543 pts

**1,870****6 THIEL, CHRISTINA**

7A 1,000 m Qualif. 3 1: 38.69  
 33A 1,500 m Qualif. 2 2: 42.38  
 59A 500 m Qualif. 3 0: 49.85  
 85A 3,000 m Qualif. 2 5: 48.56

**Saskatchewan**

20A 1,000 m Finale 4 1: 40.67 543 pts  
 46A 1,500 m Finale 6 2: 46.65 362 pts  
 72A 500 m Finale 5 0: 50.29 443 pts  
 98A 3,000 m Finale 5 5: 42.59 443 pts

**1,791****7 FILLION, ALEXANDRA**

7A 1,000 m Qualif. 4 1: 39.10  
 33B 1,500 m Qualif. 5 2: 40.00  
 59A 500 m Qualif. 7 0: 51.93  
 85B 3,000 m Qualif. 4 6: 06.28

**Quebec**

20A 1,000 m Finale 6 2: 05.89 362 pts  
 46B 1,500 m Finale 4 2: 47.14 130 pts  
 72B 500 m Finale 5 0: 51.96 106 pts  
 98A 3,000 m Finale 6 5: 53.76 362 pts

**960****8 SAWATZKY-DYCK, RAELENE**

7B 1,000 m Qualif. 3 1: 42.01  
 33A 1,500 m Qualif. 7 2: 52.01  
 59B 500 m Qualif. 4 0: 50.95  
 85B 3,000 m Qualif. 6 6: 51.09

**Manitoba**

20A 1,000 m Finale 5 1: 48.43 443 pts  
 46B 1,500 m Finale 3 2: 46.79 160 pts  
 72B 500 m Finale 3 0: 50.78 160 pts  
 98A 3,000 m Finale 9 6: 29.79 196 pts

**959****9 BROUILLETTE, ELISE**

7A 1,000 m Qualif. 5 1: 40.38  
 33A 1,500 m Qualif. 5 2: 43.18  
 59B 500 m Qualif. 3 0: 49.32  
 85A 3,000 m Qualif. 4 5: 55.87

**Quebec**

20B 1,000 m Finale 6 2: 09.71 86 pts  
 46B 1,500 m Finale 1 2: 46.20 241 pts  
 72A 500 m Finale 6 0: 50.74 362 pts  
 98A 3,000 m Finale 8 5: 59.07 241 pts

**930**

**10 MARTIN, HANNAH**

7A	1,000 m	Qualif.	6	1: 41.96
33B	1,500 m	Qualif.	4	2: 38.33
59A	500 m	Qualif.	5	0: 50.39
85A	3,000 m	Qualif.	6	6: 12.80

**11 COLPITTS, MARY**

7B	1,000 m	Qualif.	4	1: 42.27
33A	1,500 m	Qualif.	6	2: 43.62
59A	500 m	Qualif.	4	0: 49.90
85B	3,000 m	Qualif.	5	6: 20.62

**12 SCHAEFFER, SADIE**

7B	1,000 m	Qualif.	5	1: 42.52
33B	1,500 m	Qualif.	6	2: 44.65
59B	500 m	Qualif.	5	0: 53.31
85A	3,000 m	Qualif.	5	5: 56.50

**13 HOLMES, ASHLEE**

7B	1,000 m	Qualif.	6	1: 42.88
33A	1,500 m	Qualif.	4	2: 42.88
59A	500 m	Qualif.	6	0: 51.13
85A	3,000 m	Qualif.	7	6: 23.74

**Manitoba**

20B	1,000 m	Finale	3	1: 41.37	160 pts
46A	1,500 m	Finale	7	2: 49.83	295 pts
72B	500 m	Finale	2	0: 50.42	196 pts
98B	3,000 m	Finale	3	6: 09.83	106 pts

**757****Alberta**

20B	1,000 m	Finale	5	1: 43.04	106 pts
46B	1,500 m	Finale	6	3: 04.64	86 pts
72A	500 m	Finale	7	0: 55.42	295 pts
98B	3,000 m	Finale	2	6: 06.78	130 pts

**617****Saskatchewan**

20B	1,000 m	Finale	4	1: 41.71	130 pts
46B	1,500 m	Finale	2	2: 46.55	196 pts
72B	500 m	Finale	6	0: 52.49	86 pts
98B	3,000 m	Finale	1	6: 04.20	160 pts

**572****Saskatchewan**

20B	1,000 m	Finale	2	1: 40.35	196 pts
46B	1,500 m	Finale	5	2: 47.32	106 pts
72B	500 m	Finale	4	0: 51.72	130 pts
98B	3,000 m	Finale	4	6: 11.99	86 pts

**518**

# OVERAL RESULTS - FEB. 7/10

Canadian LT Mass Start Championships  
Short track, group start

06-February-2010

## Junior male

### 1 GALLIPEAU, JOSHUA

8C	1,000 m	Qualif.	1	1: 28.36
34A	1,500 m	Qualif.	2	2: 24.46
60A	500 m	Qualif.	1	0: 44.19
86A	3,000 m	Qualif.	3	4: 58.31

### 2 CLOUTHIER, BRADEN

8A	1,000 m	Qualif.	2	1: 28.85
34B	1,500 m	Qualif.	2	2: 17.72
60B	500 m	Qualif.	2	0: 43.13
86B	3,000 m	Qualif.	1	5: 21.49

### 3 GIFFIN, AEDAN

8B	1,000 m	Qualif.	2	1: 34.72
34A	1,500 m	Qualif.	1	2: 24.40
60C	500 m	Qualif.	2	0: 43.14
86C	3,000 m	Qualif.	1	4: 59.30

### 4 PRENDERGAST, CHRISTOPHER

8A	1,000 m	Qualif.	1	1: 28.71
34C	1,500 m	Qualif.	1	2: 21.92
60C	500 m	Qualif.	3	0: 43.39
86A	3,000 m	Qualif.	2	4: 57.91

### 5 HUNTER, COOPER

8C	1,000 m	Qualif.	2	1: 28.56
34A	1,500 m	Qualif.	3	2: 24.62
60C	500 m	Qualif.	1	0: 42.79
86B	3,000 m	Qualif.	2	5: 21.51

### 6 DRESSLER, KAYNE

8B	1,000 m	Qualif.	1	1: 34.46
34B	1,500 m	Qualif.	3	2: 17.92
60B	500 m	Qualif.	3	0: 43.36
86C	3,000 m	Qualif.	3	5: 04.14

### 7 DAENINCK, CHRISTOPHER

8A	1,000 m	Qualif.	3	1: 29.01
34B	1,500 m	Qualif.	1	2: 17.33
60B	500 m	Qualif.	1	0: 42.15
86A	3,000 m	Qualif.	1	4: 57.20

### 8 SLUSAR, JESSE

8B	1,000 m	Qualif.	5	1: 35.32
34C	1,500 m	Qualif.	2	2: 22.24
60A	500 m	Qualif.	3	0: 45.02
86C	3,000 m	Qualif.	2	5: 03.90

### 9 RUDY, MATTHEW

8C	1,000 m	Qualif.	3	1: 28.78
34C	1,500 m	Qualif.	3	2: 22.39
60A	500 m	Qualif.	4	0: 45.24
86B	3,000 m	Qualif.	5	5: 24.25

### Saskatchewan

21A	1,000 m	Finale	1	1: 32.01	1,000 pts
47A	1,500 m	Finale	1	2: 14.47	1,000 pts
73A	500 m	Finale	3	0: 41.14	666 pts
99A	3,000 m	Finale	4	4: 52.49	543 pts

3,209

### British Columbia

21A	1,000 m	Finale	2	1: 32.45	816 pts
47A	1,500 m	Finale	3	2: 14.83	666 pts
73A	500 m	Finale	1	0: 41.02	1,000 pts
99A	3,000 m	Finale	6	5: 04.33	362 pts

2,844

### British Columbia

21A	1,000 m	Finale	7	DQ-C	295 pts
47A	1,500 m	Finale	2	2: 14.55	816 pts
73A	500 m	Finale	6	0: 42.97	362 pts
99A	3,000 m	Finale	2	4: 51.29	816 pts

2,289

### Manitoba

21A	1,000 m	Finale	4	1: 53.99	543 pts
47A	1,500 m	Finale	6	2: 15.37	362 pts
73B	500 m	Finale	1	0: 44.05	241 pts
99A	3,000 m	Finale	1	4: 51.08	1,000 pts

2,146

### Alberta

21A	1,000 m	Finale	6	2: 21.59	362 pts
47B	1,500 m	Finale	6	DNF	86 pts
73A	500 m	Finale	2	0: 41.07	816 pts
99A	3,000 m	Finale	5	4: 54.18	443 pts

1,707

### British Columbia

21A	1,000 m	Finale	5	1: 55.54	443 pts
47A	1,500 m	Finale	5	2: 15.16	443 pts
73A	500 m	Finale	4	0: 41.91	543 pts
99B	3,000 m	Finale	1	5: 10.59	241 pts

1,670

### Manitoba

21B	1,000 m	Finale	1	1: 24.32	241 pts
47A	1,500 m	Finale	7	2: 15.68	295 pts
73A	500 m	Finale	5	0: 42.16	443 pts
99A	3,000 m	Finale	3	4: 51.41	666 pts

1,645

### Saskatchewan

21C	1,000 m	Finale	2	1: 29.82	46 pts
47A	1,500 m	Finale	4	2: 14.99	543 pts
73B	500 m	Finale	3	0: 44.73	160 pts
99A	3,000 m	Finale	7	5: 16.91	295 pts

1,044

### Alberta

21A	1,000 m	Finale	3	1: 32.79	666 pts
47B	1,500 m	Finale	3	2: 26.84	160 pts
73B	500 m	Finale	6	0: 45.60	86 pts
99C	3,000 m	Finale	1	5: 16.27	57 pts

969

**10 PAPILLON, LOUIS-PHILIPPE**

8B	1,000 m	Qualif.	4	1: 35.29
34C	1,500 m	Qualif.	6	2: 24.62
60A	500 m	Qualif.	2	0: 44.86
86C	3,000 m	Qualif.	4	5: 11.47

**Quebec**

21C	1,000 m	Finale	1	1: 29.78	57 pts
47B	1,500 m	Finale	2	2: 26.71	196 pts
73A	500 m	Finale	7	0: 44.98	295 pts
99B	3,000 m	Finale	2	5: 11.03	196 pts

**744****11 MESSER, NOLAN**

8B	1,000 m	Qualif.	3	1: 35.05
34B	1,500 m	Qualif.	4	2: 18.92
60C	500 m	Qualif.	5	0: 46.91
86A	3,000 m	Qualif.	4	5: 01.16

**Alberta**

21B	1,000 m	Finale	4	1: 30.31	130 pts
47B	1,500 m	Finale	1	2: 26.37	241 pts
73C	500 m	Finale	1	0: 46.25	57 pts
99B	3,000 m	Finale	3	5: 11.07	160 pts

**588****12 RAFTER, RHYS**

8A	1,000 m	Qualif.	4	1: 29.41
34C	1,500 m	Qualif.	5	2: 23.95
60B	500 m	Qualif.	4	0: 43.41
86B	3,000 m	Qualif.	4	5: 24.15

**Manitoba**

21B	1,000 m	Finale	2	1: 29.63	196 pts
47B	1,500 m	Finale	4	2: 27.04	130 pts
73B	500 m	Finale	5	0: 44.97	106 pts
99B	3,000 m	Finale	7	5: 54.53	70 pts

**502****13 MARSH, MICHAEL**

8A	1,000 m	Qualif.	5	1: 29.59
34A	1,500 m	Qualif.	4	2: 28.27
60B	500 m	Qualif.	5	0: 43.42
86B	3,000 m	Qualif.	3	5: 23.99

**Saskatchewan**

21B	1,000 m	Finale	5	1: 30.46	106 pts
47C	1,500 m	Finale	1	2: 32.45	57 pts
73B	500 m	Finale	2	0: 44.72	196 pts
99B	3,000 m	Finale	4	5: 14.87	130 pts

**489****14 DECKERT, SAM**

8C	1,000 m	Qualif.	4	1: 30.17
34C	1,500 m	Qualif.	4	2: 23.02
60A	500 m	Qualif.	5	0: 45.74
86A	3,000 m	Qualif.	5	5: 06.05

**Manitoba**

21B	1,000 m	Finale	3	1: 30.13	160 pts
47B	1,500 m	Finale	5	2: 27.17	106 pts
73B	500 m	Finale	4	0: 44.89	130 pts
99B	3,000 m	Finale	6	5: 31.99	86 pts

**482****15 CAMERON, VICTOR**

8B	1,000 m	Qualif.	6	1: 35.73
34B	1,500 m	Qualif.	5	2: 20.74
60B	500 m	Qualif.	6	0: 46.30
86C	3,000 m	Qualif.	5	5: 15.34

**Quebec**

21C	1,000 m	Finale	3	1: 30.54	37 pts
47B	1,500 m	Finale	7	DQ-C	70 pts
73B	500 m	Finale	7	0: 45.72	70 pts
99B	3,000 m	Finale	5	5: 18.47	106 pts

**283****16 MASSON, WILLIAM**

8C	1,000 m	Qualif.	6	1: 34.42
34B	1,500 m	Qualif.	6	2: 34.41
60C	500 m	Qualif.	6	DQ-X
86C	3,000 m	Qualif.	6	6: 05.82

**Quebec**

21B	1,000 m	Finale	7	1: 33.67	70 pts
47C	1,500 m	Finale	2	2: 32.72	46 pts
73C	500 m	Finale	2	0: 47.52	46 pts
99C	3,000 m	Finale	2	5: 18.47	46 pts

**208****17 HORST, ALEXANDER**

8C	1,000 m	Qualif.	5	1: 34.13
34A	1,500 m	Qualif.	5	2: 33.45
60C	500 m	Qualif.	4	0: 46.83
86B	3,000 m	Qualif.	6	5: 28.74

**Saskatchewan**

21B	1,000 m	Finale	6	1: 33.11	86 pts
47C	1,500 m	Finale	3	2: 34.91	37 pts
73C	500 m	Finale	3	0: 47.66	37 pts
99C	3,000 m	Finale	3	5: 20.43	37 pts

**197**

# OVERAL RESULTS - FEB. 7/10

Canadian LT Mass Start Championships  
Short track, group start

06-February-2010

## Intermediate female

### 1 MCLEAN, HEATHER

9A	1,000 m	Qualif.	3	1: 41.12	
35A	1,500 m	Qualif.	5	2: 48.99	
61A	500 m	Qualif.	4	0: 49.72	
100A	3,000 m	Finale	1	5: 18.14	1,000 pts

### Manitoba

22A	1,000 m	Finale	1	1: 30.27	1,000 pts
48A	1,500 m	Finale	1	2: 43.65	1,000 pts
74A	500 m	Finale	1	0: 44.47	1,000 pts

**4,000**

### 2 KENDALL, STEPHANIE

9A	1,000 m	Qualif.	2	1: 40.94	
35A	1,500 m	Qualif.	1	2: 48.31	
61A	500 m	Qualif.	3	0: 49.59	
100A	3,000 m	Finale	2	5: 54.05	816 pts

### Saskatchewan

22A	1,000 m	Finale	3	1: 37.84	666 pts
48A	1,500 m	Finale	2	2: 47.03	816 pts
74A	500 m	Finale	2	0: 49.16	816 pts

**3,114**

### 3 DYER, TARYN

9A	1,000 m	Qualif.	4	1: 41.36	
35A	1,500 m	Qualif.	3	2: 48.67	
61A	500 m	Qualif.	5	0: 50.60	
100A	3,000 m	Finale	3	5: 54.39	666 pts

### Manitoba

22A	1,000 m	Finale	2	1: 37.66	816 pts
48A	1,500 m	Finale	3	2: 47.21	666 pts
74A	500 m	Finale	4	0: 49.22	543 pts

**2,691**

### 4 BOYD, GRACE

9A	1,000 m	Qualif.	1	1: 40.66	
35A	1,500 m	Qualif.	2	2: 48.49	
61A	500 m	Qualif.	1	0: 49.34	
100A	3,000 m	Finale	5	DNS	443 pts

### Manitoba

22A	1,000 m	Finale	4	1: 38.18	543 pts
48A	1,500 m	Finale	4	2: 48.42	543 pts
74A	500 m	Finale	3	0: 49.20	666 pts

**2,195**

### 5 BOYS, ASHLEY

9A	1,000 m	Qualif.	5	1: 41.62	
35A	1,500 m	Qualif.	4	2: 48.83	
61A	500 m	Qualif.	2	0: 49.55	
100A	3,000 m	Finale	4	6: 07.68	543 pts

### Saskatchewan

22A	1,000 m	Finale	5	1: 38.87	443 pts
48A	1,500 m	Finale	5	2: 48.67	443 pts
74A	500 m	Finale	5	0: 49.83	443 pts

**1,872**

# OVERAL RESULTS - FEB. 7/10

Canadian LT Mass Start Championships  
Short track, group start

06-February-2010

## Intermediate male

### 1 BORUS, DEVON

10A	1,000 m	Qualif.	1	1: 30.79	
36A	1,500 m	Qualif.	1	2: 27.81	
62A	500 m	Qualif.	1	0: 44.02	
101A	3,000 m	Finale	1	5: 15.55	1,000 pts

### Manitoba

23A	1,000 m	Finale	1	1: 29.27	1,000 pts
49A	1,500 m	Finale	1	2: 21.86	1,000 pts
75A	500 m	Finale	1	0: 42.69	1,000 pts

**4,000**

### 2 JUNGWIRTH, MORGAN

10A	1,000 m	Qualif.	2	1: 30.98	
36A	1,500 m	Qualif.	3	2: 28.18	
62A	500 m	Qualif.	7	0: 48.78	
101A	3,000 m	Finale	2	5: 18.16	816 pts

### Saskatchewan

23A	1,000 m	Finale	2	1: 29.79	816 pts
49A	1,500 m	Finale	2	2: 22.45	816 pts
75A	500 m	Finale	3	0: 43.42	666 pts

**3,114**

### 3 INGLIS, JAMIE

10A	1,000 m	Qualif.	3	1: 31.64	
36A	1,500 m	Qualif.	4	2: 28.34	
62A	500 m	Qualif.	3	0: 44.20	
101A	3,000 m	Finale	3	5: 18.31	666 pts

### British Columbia

23A	1,000 m	Finale	5	1: 30.79	443 pts
49A	1,500 m	Finale	4	2: 22.97	543 pts
75A	500 m	Finale	2	0: 42.97	816 pts

**2,468**

### 4 MCMAHON, OWEN

10A	1,000 m	Qualif.	4	1: 31.90	
36A	1,500 m	Qualif.	2	2: 28.00	
62A	500 m	Qualif.	2	0: 44.12	
101A	3,000 m	Finale	5	5: 24.84	443 pts

### Manitoba

23A	1,000 m	Finale	3	1: 29.93	666 pts
49A	1,500 m	Finale	3	2: 22.80	666 pts
75A	500 m	Finale	4	0: 43.59	543 pts

**2,318**

### 5 CARNEGIE, ALLAN

10A	1,000 m	Qualif.	5	1: 31.98	
36A	1,500 m	Qualif.	6	2: 28.98	
62A	500 m	Qualif.	4	0: 45.16	
101A	3,000 m	Finale	4	5: 19.79	543 pts

### Saskatchewan

23A	1,000 m	Finale	6	1: 31.34	362 pts
49A	1,500 m	Finale	5	2: 23.07	443 pts
75A	500 m	Finale	6	0: 44.49	362 pts

**1,710**

### 6 WARD, PHILIPPE

10A	1,000 m	Qualif.	6	1: 32.19	
36A	1,500 m	Qualif.	7	2: 29.22	
62A	500 m	Qualif.	6	0: 45.57	
101A	3,000 m	Finale	6	5: 38.27	362 pts

### Quebec

23A	1,000 m	Finale	4	1: 30.75	543 pts
49A	1,500 m	Finale	7	2: 25.16	295 pts
75A	500 m	Finale	7	0: 44.79	295 pts

**1,495**

### 7 STONE, CHRIS

10A	1,000 m	Qualif.	7	1: 32.33	
36A	1,500 m	Qualif.	5	2: 28.91	
62A	500 m	Qualif.	5	0: 45.17	
101A	3,000 m	Finale	7	DNS	295 pts

### Alberta

23A	1,000 m	Finale	7	1: 31.83	295 pts
49A	1,500 m	Finale	6	2: 24.80	362 pts
75A	500 m	Finale	5	0: 43.67	443 pts

**1,395**

# OVERAL RESULTS - FEB. 7./10

Canadian LT Mass Start Championships  
Short track, group start

06-February-2010

## Senior female

### 1 PILUK, SARAH

11A	1,000 m	Qualif.	1	2: 12.07	
37A	1,500 m	Qualif.	1	3: 33.48	
63A	500 m	Qualif.	1	0: 57.60	
102A	3,000 m	Finale	1	8: 44.41	1,000 pts

### Saskatchewan

24A	1,000 m	Finale	1	2: 14.57	1,000 pts
50A	1,500 m	Finale	1	3: 35.28	1,000 pts
76A	500 m	Finale	1	1: 00.29	1,000 pts

**4,000**

# OVERAL RESULTS - FEB. 7./10

Canadian LT Mass Start Championships  
Short track, group start

06-February-2010

## Master female

### 1 BRAUN, LEELA M40

12A	1,000 m	Qualif.	1	1: 50.73	
38A	1,500 m	Qualif.	1	5: 00.00	
64A	500 m	Qualif.	1	0: 53.01	
103A	10,002 m	Finale	1	1: 55.58	1,000 pts

### Manitoba

25A	1,000 m	Finale	1	1: 49.87	1,000 pts
51A	1,500 m	Finale	1	2: 58.68	1,000 pts
77A	500 m	Finale	1	0: 53.05	1,000 pts

**4,000**

### 2 CONKLIN, CHERYL M45

12A	1,000 m	Qualif.	2	1: 59.59	
38A	1,500 m	Qualif.	1	5: 00.00	
64A	500 m	Qualif.	2	0: 58.04	
103A	10,002 m	Finale	2	2: 02.67	816 pts

### Manitoba

25A	1,000 m	Finale	2	1: 57.30	816 pts
51A	1,500 m	Finale	2	3: 11.29	816 pts
77A	500 m	Finale	2	0: 56.33	816 pts

**3,264**

# OVERAL RESULTS - FEB. 7/10

Canadian LT Mass Start Championships  
Short track, group start

06-February-2010

## Master male

### 1 PLETT, RANDY M45

13A	1,000 m	Qualif.	1	1: 28.90	
39A	1,500 m	Qualif.	1	2: 19.95	
65A	500 m	Qualif.	1	0: 42.91	
104A	3,000 m	Finale	1	4: 54.04	1,000 pts

### Manitoba

26A	1,000 m	Finale	1	1: 25.29	1,000 pts
52A	1,500 m	Finale	1	2: 15.39	1,000 pts
78A	500 m	Finale	1	0: 43.19	1,000 pts

**4,000**

### 2 HJINEN, RICHARD M40

13A	1,000 m	Qualif.	2	1: 31.23	
39A	1,500 m	Qualif.	2	2: 21.18	
65A	500 m	Qualif.	2	0: 45.61	
104A	3,000 m	Finale	2	5: 03.82	816 pts

### Alberta

26A	1,000 m	Finale	5	1: 45.85	443 pts
52A	1,500 m	Finale	2	2: 24.31	816 pts
78A	500 m	Finale	2	0: 44.91	816 pts

**2,891**

### 3 KUPCHYK, MICKEY M50

13A	1,000 m	Qualif.	4	1: 37.91	
39A	1,500 m	Qualif.	4	2: 39.77	
65A	500 m	Qualif.	4	0: 48.14	
104A	3,000 m	Finale	3	5: 49.33	666 pts

### Saskatchewan

26A	1,000 m	Finale	2	1: 38.47	816 pts
52A	1,500 m	Finale	3	2: 36.60	666 pts
78A	500 m	Finale	4	0: 48.55	543 pts

**2,691**

### 4 PARROTT, STUART M40

13A	1,000 m	Qualif.	3	1: 36.64	
39A	1,500 m	Qualif.	5	2: 41.85	
65A	500 m	Qualif.	3	0: 45.70	
104A	3,000 m	Finale	7	DNS	295 pts

### Manitoba

26A	1,000 m	Finale	3	1: 38.66	666 pts
52A	1,500 m	Finale	4	2: 39.78	543 pts
78A	500 m	Finale	3	0: 45.60	666 pts

**2,170**

### 5 MORRIS, JOHN M40

13A	1,000 m	Qualif.	5	1: 39.16	
39A	1,500 m	Qualif.	3	2: 37.33	
65A	500 m	Qualif.	5	0: 51.75	
104A	3,000 m	Finale	4	5: 51.96	543 pts

### Saskatchewan

26A	1,000 m	Finale	4	1: 39.39	543 pts
52A	1,500 m	Finale	5	2: 40.09	443 pts
78A	500 m	Finale	5	0: 51.87	443 pts

**1,972**

### 6 FISH, BRIAN M45

13A	1,000 m	Qualif.	6	1: 47.18	
39A	1,500 m	Qualif.	6	2: 46.78	
65A	500 m	Qualif.	7	0: 55.63	
104A	3,000 m	Finale	5	5: 53.45	443 pts

### Saskatchewan

26A	1,000 m	Finale	6	1: 49.52	362 pts
52A	1,500 m	Finale	7	2: 50.33	295 pts
78A	500 m	Finale	7	0: 54.22	295 pts

**1,395**

### 7 LAWLER, DAVID M55

13A	1,000 m	Qualif.	7	1: 48.70	
39A	1,500 m	Qualif.	7	2: 46.98	
65A	500 m	Qualif.	6	0: 55.02	
104A	3,000 m	Finale	6	5: 57.55	362 pts

### Manitoba

26A	1,000 m	Finale	7	1: 49.73	295 pts
52A	1,500 m	Finale	6	2: 50.23	362 pts
78A	500 m	Finale	6	0: 54.10	362 pts

**1,381**

<b>Branch Ranking and Overall Points</b>			
<b>Rank</b>	<b>Branch</b>	<b>Points</b>	<b>Age Class</b>
<b>1</b>	Manitoba	5093	Juvenile
	Manitoba	8413	Junior
	Manitoba	11630	Midget
	Manitoba	14815	Master
	Manitoba	15204	Intermediate
		Total Points	55155
<b>2</b>	Saskatchewan	4000	Senior
	Saskatchewan	4105	Juvenile
	Saskatchewan	6058	Master
	Saskatchewan	7108	Midget
	Saskatchewan	9810	Intermediate
	Saskatchewan	9836	Junior
		40917	
<b>3</b>	Alberta	1395	Intermediate
	Alberta	2891	Master
	Alberta	3298	Midget
	Alberta	5937	Juvenile
	Alberta	11145	Junior
		24666	
<b>4</b>	Quebec	1495	Intermediate
	Quebec	4995	Junior
	Quebec	16911	Juvenile
		23401	
<b>5</b>	British Columbia	2468	Intermediate
	British Columbia	3366	Juvenile
	British Columbia	6803	Junior
	British Columbia	9871	Midget
		22508	
<b>6</b>	Ontario	2841	Midget
	Ontario	6659	Juvenile
		9500	



<b>Men</b>				
<b>Quebec</b>				
Intermediate	M	74	WARD, PHILIPPE	<b>Quebec 1</b>
Junior	M	72	PAPILLON, LOUIS-PHILIPPE	<b>Quebec 1</b>
Junior	M	71	MASSON, WILLIAM	<b>Quebec 1</b>
Junior	M	69	CAMERON, VICTOR	<b>Quebec 1</b>
Juvenile	M	244	DERY, ALEXANDRE	<b>Quebec 2</b>
Juvenile	M	208	GODIN, SIMON	<b>Quebec 2</b>
Juvenile	M	207	GAGNON, SEBASTIEN	<b>Quebec 2</b>
Juvenile	M	245	FILLION, OLIVIER	<b>Quebec 2</b>
<b>British Columbia</b>				
Junior	M	100	CLOUTHIER, BRADEN	<b>British Columbia 1</b>
Junior	M	102	DRESSLER, KAYNE	<b>British Columbia 1</b>
Junior	M	103	GIFFIN, AEDAN	<b>British Columbia 1</b>
Intermediate	M	104	INGLIS, JAMIE	<b>British Columbia 2</b>
Juvenile	M	183	GRAHAM, JACOB	<b>British Columbia 2</b>
Juvenile	M	184	MCCULLOUGH, MITCHELL	<b>British Columbia 2</b>
<b>Alberta</b>				
Junior	M	83	MESSER, NOLAN	<b>Alberta 1</b>
Junior	M	82	HUNTER, COOPER	<b>Alberta 1</b>
Junior	M	85	RUDY, MATTHEW	<b>Alberta 1</b>
Juvenile	M	221	FATHOULIN, SASHA	<b>Alberta 1</b>
<b>Saskatchewan</b>				
Junior	M	122	GALLIPEAU, JOSHUA	<b>Saskatchewan 1</b>
Junior	M	124	HORST, ALEXANDER	<b>Saskatchewan 1</b>
Junior	M	128	SLUSAR, JESSE	<b>Saskatchewan 1</b>
Junior	M	125	MARSH, MICHAEL	<b>Saskatchewan 1</b>
Juvenile	M	239	SOLIE, GRAHAM	<b>Saskatchewan 2</b>
Juvenile	M	235	KUPCHYK, EVAN	<b>Saskatchewan 2</b>
Juvenile	M	236	MORIN, LUCAS	<b>Saskatchewan 2</b>
Juvenile	M	237	MORRIS, MATTHEW	<b>Saskatchewan 2</b>
<b>Manitoba</b>				
Intermediate	M	118	BORUS, DEVON	<b>Manitoba 1</b>
Junior	M	110	DAENINCK, CHRISTOPHER	<b>Manitoba 1</b>
Junior	M	113	PRENDERGAST, CHRISTOPHE	<b>Manitoba 1</b>
Junior	M	111	DECKERT, SAM	<b>Manitoba 2</b>
Intermediate	M	92	MCPMAHON, OWEN	<b>Manitoba 2</b>
Junior	M	115	RAFTER, RHYS	<b>Manitoba 2</b>
Juvenile	M	206	WRIGHT, KIRK	<b>Manitoba 2</b>

## CALT 2010 Pursuits Heats

### Women      6 laps

Race #	Team	Watch 1	Watch 2	Watch 3	Time	Rank
1	Quebec 1	4:28.39	4:28.31	4:28.32	<u>4:28.32</u>	<b>5</b>
	Manitoba 2	4:39.79	4:39.74	4:39.83	<u>4:39.79</u>	<b>8</b>
2	Quebec 2	4:25.62	4:25.49	4:25.65	<u>4:25.62</u>	<b>4</b>
	Saskatchewan 2	4:33.87	4:33.89	4:33.75	<u>4:33.87</u>	<b>7</b>
3	Saskatchewan 1	4:31.22	4:31.08	4:31.17	<u>4:31.17</u>	<b>6</b>
	Alberta 1	4:05.44	4:05.41	4:05.53	<u>4:05.44</u>	<b>1</b>
4	Manitoba 1	4:20.74	4:20.65	4:20.67	<u>4:20.67</u>	<b>3</b>
	Ontario 1	4:14.96	4:15.00	4:15.05	<u>4:15.00</u>	<b>2</b>

### Men      7 laps

Race #	Team	Watch 1	Watch 2	Watch 3	Time	Rank
1	Manitoba 1	4:17.04	4:16.98	4:17.09	<u>4:17.04</u>	<b>1</b>
	Alberta 1	4:47.95	4:47.88	4:48.00	<u>4:47.95</u>	<b>6</b>
2	Saskatchewan 1	4:37.76	4:37.70	4:37.77	<u>4:37.76</u>	<b>3</b>
	Quebec 1	5:07.32	5:07.21	5:07.38	<u>5:07.32</u>	<b>8</b>
3	Saskatchewan 2	4:48.31	4:48.17	4:48.24	<u>4:48.24</u>	<b>7</b>
	Quebec 2	4:40.81	4:40.74	4:40.74	<u>4:40.74</u>	<b>5</b>
4	British Columbia 1	4:26.50	4:26.33	4:26.49	<u>4:26.49</u>	<b>2</b>
	Manitoba 2	4:37.63	4:37.81	4:37.80	<u>4:37.80</u>	<b>4</b>
5	British Columbia 2				<u>DNS</u>	

## CALT 2010 Pursuits Final Mens

**Men**      7 laps

Race #	Team	Watch 1	Watch 2	Watch 3	Time
1	Manitoba 1	4:19.94	4:19.85	4:19.97	<b><u>4:19.94</u></b>
	British Columbia 1	4:35.97	4:36.06	4:36.00	<b><u>4:36.00</u></b>