

# SASKATOON LONG TRACK

## Competition Protocol




Sponsored by



Clarence Downey Oval  
Saskatoon, Sk  
January 15-16, 2011



# SASKATOON LONG TRACK MEET VOLUNTEER LIST



*Experts in Project Management*

www.expcounsel.com

## January 15 - 16, 2011

## Clarence Downey Oval

Job Description	# of Positions	Name of Volunteer	Saturday		Sunday		Telephone Number	Remarks
			AM	PM	AM	PM		
Meet Coordinator		Fritz Schumann	X	X	X	X		
Office Coordinator	1	Jason Coutu	X	X	X	X		
Office Staff	2	Karen Bechtel	X	X	X	X		
	1	Monica Brunet	X	X	X	X		
	2	Carina Ong-Scutchings	X	X	X	X		
	3	Helen Solie	X		X	X		
	4							
Chief Timer	5	Duane Jungwirth	X	X				
	1	Al Boutin			X	X		
Timer	2	Jim Greuel	X	X	X	X		
	1	Michael Bechtel	X	X	X	X		





### Place Judge Volunteer Log

Please keep track of the volunteers who worked as place judges for this meet.

**Complete this form and hand it in to the Meet Coordinator or Office Recorder at the lunch break of the last day of the meet.**

Name of Meet Saskatoon LT Meet  
 Held at SASKATOON, Clarence Downey Oval  
 Date Jan 15/16 2011  
 Chief Place Judge MARTEN STOFFEL

Place Judge Name	Place	Friday	Sat am	Sat. pm	Sun. am	Sun. pm
JEFF WHELEW	4+5		✓	✓	✓	✓
Kellie Grant	1+2		✓	✓		
Carey Krishnisk	2+3		✓	✓		
Jim Hryciuk	3+4		✓	✓		
Shawn Polleria	3+4				✓	✓
Car Ann Peterson	1+2				✓	✓
M. Donnelly	4+5				✓	✓
Madeline Jager	2+3				✓	✓

**Meet Coordinator: Forward a copy of the Timer Volunteer Log, the Place Judge Volunteer Log and the Officials Volunteer Log to the SASSA VP Officials immediately following this meet.**

## Timer Volunteer Log

Please keep track of the volunteers who worked as timers for this meet.

Complete this form and hand it in to the Meet Coordinator or Office Recorder at the lunch break of the last day of the meet.

Name of Meet Saskatoon LT Meet

Held at Clarence Downey Oval Saskatoon

Date January 15/2010

Chief Timer Diane Jungwirth Timer Recorder Samantha Waters

Timer Recorder Note: Write the timers names and watch directly on the race card for record breaking times.

Timer Name	Place	Watch	Friday	Sat am	Sat. pm	Sun. am	Sun. pm
Carl Waterer	1 <sup>ST</sup>	1 <sup>ST</sup>		✓	✓		
Loren	1 <sup>ST</sup>	2 <sup>nd</sup>		✓	✓		
Jon Bracha	1 <sup>ST</sup>	3 <sup>rd</sup>		✓	✓		
Michael Bechtel	2 <sup>nd</sup>	1 <sup>ST</sup>		✓	✓		
Heidi Auser	2 <sup>nd</sup>	2 <sup>nd</sup>		✓	✓		
Jim Gruel	2 <sup>nd</sup>	3 <sup>rd</sup>		✓	✓		
Carl Waterer	3 <sup>rd</sup>	1 <sup>ST</sup>		✓	✓		
Loren	3 <sup>rd</sup>	2 <sup>nd</sup>		✓	✓		
Jon Bracha	3 <sup>rd</sup>	3 <sup>rd</sup>		✓	✓		
Michael Bechtel	4 <sup>th</sup>	1 <sup>ST</sup>		✓	✓		
Heidi Auser	5 <sup>th</sup>	1 <sup>ST</sup>		✓	✓		
Jim Gruel	6 <sup>th</sup>	1 <sup>ST</sup>		✓	✓		
Al Boutin	Inner			✓			





Meet Coordinator: Forward a copy of the *Timer Volunteer Log*, the *Place Judge Volunteer Log* and the *Officials Volunteer Log* to the SASSA VP Officials immediately following this meet.



# Observations Updated: Saturday January 15 2011, 17:00 CST

	Sky	Temp (°C)	Dew point	Feels Like	Wind (km/h)	Relative Humidity (%)	Pressure (kPa)	Visibility (km)	Ceiling (ft)
SAT 17:00		-21	-25	-	NE 9	70	103.15▲	13	7000
SAT 16:00		-21	-25	-	NE 7	70	103.14▼	8.0	8000
SAT 15:00		-21	-25	-	NE 9	70	103.16▼	9.7	2400
SAT 14:00		-21	-25	-	NE 7	70	103.27▼	24	2400
SAT 13:00		-22	-26	-	NE 9	70	103.34▼	3.2	2900
SAT 12:00		-22	-26	-	E 9	70	103.46▼	2.4	1500
SAT 11:00		-22	-26	-30	E 11	70	103.51■	1.6	1000
SAT 10:00		-22	-26	-	NE 9	70	103.51▼	2.4	1200
SAT 09:00		-23	-27	-	NE 7	70	103.55▲	2.4	1800
SAT 08:00		-23	-27	-	NE 9	70	103.53▼	16	3500
SAT 07:00		-23	-27	-	NE 7	70	103.57▼	9.7	1900
SAT 06:00		-23	-27	-	N 6	70	103.62■	24	1200

## Weather Report Sunday, January 16, 2011.

<b>SUN 17:00</b>		-19	-23	-31	NE 26	70	101.11▲	3.2	3000
<b>SUN 16:00</b>		-19	-22	-30	NE 24	77	101.07▲	2.4	1500
<b>SUN 15:00</b>		-18	-22	-28	NE 22	71	101.00▼	19	2700
<b>SUN 14:00</b>		-17	-21	-26	NE 19	71	101.05▼	24	3100
<b>SUN 13:00</b>		-17	-21	-25	NE 13	71	101.10▼	24	2900
<b>SUN 12:00</b>		-18	-22	-27	E 15	71	101.13▼	24	2700
<b>SUN 11:00</b>		-19	-22	-28	E 17	77	101.29▼	24	2700
<b>SUN 10:00</b>		-19	-23	-28	E 17	70	101.31▼	13	2900
<b>SUN 09:00</b>		-19	-23	-29	E 19	70	101.32▼	13	2900
<b>SUN 08:00</b>		-19	-23	-26	E 11	70	101.47▼	13	3100
<b>SUN 07:00</b>		-19	-23	-	E 9	70	101.56▼	9.7	3100
<b>SUN 06:00</b>		-20	-24	-28	E 11	70	101.61▼	9.7	2600

Club	Category	Number	Helmet	Skater name	Gender	Division	300 m.	500 m.	
Humbolt Speed Skating Cl	FunD	00027	550	ABREY, Emma	F	3	999 m. 00 : 00 s.	999 m. 00 : 00 s.	
		00026	546	EICHORST, Jay	M	3	0 m. 49 : 65 s.	999 m. 00 : 00 s.	
		00023	522	WELDER, Brianne	F	3	0 m. 58 : 14 s.	999 m. 00 : 00 s.	
	L2T	00025	547	EICHORST, Adam	M	2	0 m. 48 : 87 s.	999 m. 00 : 00 s.	
		00022	511	WELDER, Cara	F	2	0 m. 43 : 88 s.	999 m. 00 : 00 s.	
		00021	534	KREUGER, Jacob	M	2	0 m. 47 : 31 s.	999 m. 00 : 00 s.	
	T2T	00020	505	KRUEGER, Nigel	M	2	0 m. 38 : 77 s.	1 m. 04 : 50 s.	
		00024	533	WELDER, Caitlyn	F	2	0 m. 00 : 00 s.	1 m. 06 : 00 s.	
		5863	303	MORRIS, Jane	F	3	0 m. 44 : 96 s.	999 m. 00 : 00 s.	
	FunD	5865	314	MORRIS, Molly	F	3	999 m. 00 : 00 s.	999 m. 00 : 00 s.	
		14171	313	MOYSE, Sam	M	3	999 m. 00 : 00 s.	999 m. 00 : 00 s.	
		5898	340	VICZKO, Hunter	M	3	999 m. 00 : 00 s.	999 m. 00 : 00 s.	
14175		335	VICZKO, Mya	F	3	999 m. 00 : 00 s.	999 m. 00 : 00 s.		
5821		385	FISH, Lindsay	F	1	0 m. 00 : 00 s.	0 m. 52 : 93 s.		
Moose Jaw Kiwanis Speed Skating	L2T	5819	366	FISH, Alex	M	2	0 m. 37 : 55 s.	999 m. 00 : 00 s.	
		14136	326	INGOLD, Matthew	M	2	0 m. 38 : 41 s.	999 m. 00 : 00 s.	
	T2T	5820	365	FISH, Graeme	M	2	0 m. 33 : 42 s.	0 m. 55 : 47 s.	
		5868	306	MOYSE, Olivia	F	2	999 m. 00 : 00 s.	0 m. 59 : 61 s.	
		5875	308	SANSON, Gabrielle	F	2	0 m. 00 : 00 s.	0 m. 56 : 91 s.	
		5897	334	VICZKO, Mason	M	2	0 m. 00 : 00 s.	0 m. 56 : 94 s.	
		5958	827	SIGURDSON, Anna	F	2	0 m. 00 : 00 s.	1 m. 13 : 40 s.	
		5968	821	YURACH, McKenna	F	2	0 m. 37 : 00 s.	0 m. 59 : 30 s.	
	Prince Albert Speed Skating	Junior	20604	185	CARNEGIE, Allan	M	1	0 m. 00 : 00 s.	0 m. 45 : 82 s.
			6027	269	HOPE, Sean	M	1	0 m. 00 : 00 s.	0 m. 47 : 26 s.
L2T		6074	170	PILUK, Sarah	F	1	0 m. 00 : 00 s.	1 m. 01 : 24 s.	
		6075	126	PILUK, Victoria	F	1	0 m. 00 : 00 s.	1 m. 01 : 24 s.	
		6085	125	SUTTER, Nyka	F	1	0 m. 00 : 00 s.	0 m. 54 : 73 s.	
		6087	190	THIEL, Christina	F	1	0 m. 00 : 00 s.	0 m. 52 : 49 s.	
		00031	178	WILLFONG, Micheal	M	1	0 m. 00 : 00 s.	0 m. 49 : 91 s.	
		6060	265	MARCHE, Brandyn	M	2	0 m. 38 : 47 s.	1 m. 11 : 02 s.	
Regina Speed Skating Clu		L2T	6007	268	DAGENAIS, Roslynn	F	2	0 m. 00 : 00 s.	1 m. 06 : 68 s.
			16723	174	HENNIG, Nick	M	2	0 m. 00 : 00 s.	1 m. 02 : 71 s.
	T2T	6028	203	HOPE, Stephen	M	2	0 m. 00 : 00 s.	0 m. 56 : 76 s.	
		6076	285	PILUK, Amy	F	2	0 m. 00 : 00 s.	1 m. 03 : 65 s.	
		00030	205	WASYLYSHYN, Cole	M	2	999 m. 00 : 00 s.	999 m. 00 : 00 s.	
		00001	96	BRACHA, Ceili	F	3	999 m. 00 : 00 s.	999 m. 00 : 00 s.	
		00002	42	BRACHA, Kiera	F	3	999 m. 00 : 00 s.	999 m. 00 : 00 s.	
		15917	20	COMFORT, Joshua	M	3	0 m. 43 : 63 s.	999 m. 00 : 00 s.	
	Saskatoon Lions Speed S	FunD	00011		FALKOWSKY, Ryan	M	3	999 m. 00 : 00 s.	999 m. 00 : 00 s.
			00004	18	FULLERTON, Kaylee	F	3	999 m. 00 : 00 s.	999 m. 00 : 00 s.
T2T		00014	9	GALLOWAY, Kendra	F	3	999 m. 00 : 00 s.	999 m. 00 : 00 s.	
		00005	96	HRYCUIK, Katryna	F	3	999 m. 00 : 00 s.	999 m. 00 : 00 s.	
		00008	424	HRYCUIK, Matthew	M	3	1 m. 27 : 00 s.	999 m. 00 : 00 s.	
		00009	17	KNIHNSKI, Dylan	M	3	0 m. 51 : 63 s.	999 m. 00 : 00 s.	
		00006	57	KNIHNSKI, Jenna	F	3	999 m. 00 : 00 s.	999 m. 00 : 00 s.	
		21321	411	LOWE, Bon	M	3	999 m. 00 : 00 s.	999 m. 00 : 00 s.	
		15934	423	MCLAUGHLIN, Dani	F	3	1 m. 02 : 30 s.	999 m. 00 : 00 s.	
		6377	415	MERKOWSKY, Cammeron	M	3	0 m. 50 : 60 s.	999 m. 00 : 00 s.	
00007	52	REGEHR, Karys	F	3	999 m. 00 : 00 s.	999 m. 00 : 00 s.			

FunD	00012	413	VERDOUW, Braden	M	3	999 m. 00 : 00 s.	999 m. 00 : 00 s.
	6121	100	BABICH, Katie	F	1	999 m. 00 : 00 s.	999 m. 00 : 00 s.
	6156	53	BOUTIN, Morgan	F	1	999 m. 00 : 00 s.	999 m. 00 : 00 s.
Junior	6190	50	CONLY, Anastasia	F	1	999 m. 00 : 00 s.	0 m. 44 : 78 s.
	6302	30	KOKOTALO-WATERER, Katie	F	1	999 m. 00 : 00 s.	0 m. 48 : 16 s.
	6476	418	SOLIE, Graham	M	1	0 m. 28 : 72 s.	999 m. 00 : 00 s.
	6489	49	STOFEL, Peter	M	1	0 m. 00 : 00 s.	0 m. 40 : 56 s.
	00013		WIEBE, Lauren	F	1	0 m. 00 : 00 s.	1 m. 03 : 50 s.
L2T	00010	81	STEVENSON, Jordan	M	2	0 m. 54 : 00 s.	999 m. 00 : 00 s.
	6105	71	ADAMS, Seth	M	2	0 m. 33 : 65 s.	0 m. 55 : 65 s.
	6133	99	BECHTEL, Jared	M	2	0 m. 35 : 10 s.	999 m. 00 : 00 s.
	6161	58	BRUNET, Lexi	F	2	0 m. 35 : 50 s.	0 m. 56 : 50 s.
	21371	43	CONLY, Lukas	M	2	0 m. 31 : 77 s.	0 m. 44 : 87 s.
	6198	55	CRAVEN, Sarah	F	2	0 m. 38 : 47 s.	999 m. 00 : 00 s.
Saskatoon Lions Speed S	6215	422	EHMAN, Jordan	M	2	0 m. 32 : 19 s.	999 m. 00 : 00 s.
	00015	19	GALLOWAY, Chelsea	F	2	999 m. 00 : 00 s.	999 m. 00 : 00 s.
	6255	86	GREUEL, Grace	F	2	0 m. 00 : 00 s.	1 m. 10 : 07 s.
	6349	32	MARSH, David	M	2	0 m. 34 : 59 s.	0 m. 56 : 96 s.
	6350	407	MARSH, Jessica	F	2	0 m. 34 : 64 s.	0 m. 55 : 80 s.
T2T	6368	405	MCLAUGHLIN, Liam	M	2	0 m. 44 : 69 s.	999 m. 00 : 00 s.
	6371	15	MCRUVIE, Kelly	F	2	0 m. 39 : 32 s.	1 m. 05 : 49 s.
	21360	23	PELLERIN, Brandt	M	2	0 m. 34 : 53 s.	0 m. 58 : 52 s.
	6454	33	SCHUMANN, Jorn	M	2	999 m. 00 : 00 s.	1 m. 00 : 82 s.
	6455	38	SCHUMANN, Marco	M	2	999 m. 00 : 00 s.	0 m. 58 : 45 s.
	6457	93	SCUTCHINGS, Matthew	M	2	0 m. 44 : 07 s.	999 m. 00 : 00 s.
	21369	24	STEVENSON, Shealynn	F	2	0 m. 38 : 29 s.	1 m. 02 : 00 s.
	6524	41	WHEELER, Juliette	F	2	0 m. 32 : 43 s.	0 m. 54 : 62 s.
	6525	8	WHEELER, Timothy	M	2	0 m. 39 : 84 s.	1 m. 04 : 19 s.
	6540	5	WUR-LUCKO, Tanner	M	2	999 m. 00 : 00 s.	1 m. 11 : 47 s.

Group	Skater names	Category	Gender	500 m.
1	BABICH, Katie	Junior	F	999
	BOUTIN, Morgan	Junior	F	999
	COOLY, Anastasia	Junior	F	0.4478
	FISH, Lindsay	Junior	F	0.5293
	HOPE, Sean	Junior	M	0.4726
	KOKOTAILO-WATERER, Katie	Junior	F	0.4816
	PLUK, Sarah	Junior	F	1.0124
	PLUK, Victoria	Junior	F	1.0124
	SOLIE, Graham	Junior	M	999
	STOFEL, Peter	Junior	M	0.4056
	SUTTER, Nyka	Junior	F	0.5473
	THIEL, Christina	Junior	F	0.5249
	WIEBE, Lauren	Junior	F	1.035
	WILLFONG, Micheal	Junior	M	0.4991
2	ADAMS, Seth	T2T	M	0.5565
	BECHTEL, Jared	T2T	M	999
	COOLY, Lukas	T2T	M	0.4487
	EHMAN, Jordan	T2T	M	999
	FISH, Graeme	T2T	M	0.5547
	MARSH, David	T2T	M	0.5696
	MARSH, Jessica	T2T	F	0.558
	SCHUMANN, Jorn	T2T	M	1.0082
	SCHUMANN, Marco	T2T	M	0.5845
	SIGURDSON, Anna	T2T	F	1.134
3	STEVENSON, Shealynn	T2T	F	1.02
	WELDER, Caitlyn	T2T	F	1.06
	WHEELER, Juliette	T2T	F	0.5462

Group	Skater names	Gender	Category	Division	Ranking	500 m.	1000 m.	1500 m.	Remove
1	ADAMS, Seth	M	T2T	2	0.3365	0.5565	0	0	False
1	BECHTEL, Jared	M	T2T	2	0.351	0.5668	0	0	False
1	BRUNET, Lexi	F	T2T	2	0.355	0.565	0	0	False
1	CONLY, Lukas	M	T2T	2	0.3177	0.5056	0	0	False
1	EHMAN, Jordan	M	T2T	2	0.3219	0.534	0	0	False
1	FISH, Graeme	M	T2T	2	0.3342	0.5547	0	0	False
1	GALLOWAY, Chelsea	F	T2T	2	999	999	0	0	False
1	HOPE, Stephen	M	T2T	2	0	0.5676	0	0	False
1	MARSH, David	M	T2T	2	0.3459	0.5696	0	0	False
1	MARSH, Jessica	F	T2T	2	0.3464	0.558	0	0	False
1	SANSON, Gabrielle	F	T2T	2	0	0.5691	0	0	False
1	VICZKO, Mason	M	T2T	2	0	0.5694	0	0	False
1	WASYLYSHYN, Cole	M	T2T	2	999	999	0	0	False
1	WHELER, Juliette	F	T2T	2	0.3243	0.5462	0	0	False
2	CRAVEN, Sarah	F	T2T	2	0.3847	1	0	0	False
2	FISH, Alex	M	L2T	2	0.3755	1	0	0	False
2	HENNIG, Nick	M	T2T	2	0	1.0271	0	0	False
2	KRUEGER, Nigel	M	T2T	2	0.3877	1.045	0	0	False
2	MOYSE, Olivia	F	T2T	2	999	0.5961	0	0	False
2	PELLERIN, Brandt	M	T2T	2	0.3453	0.5852	0	0	False
2	PILUK, Amy	F	T2T	2	0	1.0365	0	0	False
2	SCHUMANN, Jorn	M	T2T	2	999	1.0082	0	0	False
2	SCHUMANN, Marco	M	T2T	2	999	0.5845	0	0	False
2	STEVENSON, Shealynn	F	T2T	2	0.3829	1.02	0	0	False
2	WELDER, Caitlyn	F	T2T	2	0	1.06	0	0	False
2	YURACH, McKenna	F	T2T	2	0.37	0.593	0	0	False
3	DAGENAIS, Roslynn	F	T2T	2	0	1.0668	0	0	False
3	EICHORST, Adam	M	L2T	2	0.4887	1.01	0	0	False
3	GREUEL, Grace	F	T2T	2	0	1.1007	0	0	False
3	INGOLD, Matthew	M	L2T	2	0.3841	1.05	0	0	False
3	KREUGER, Jacob	M	T2T	2	0.4731	1.15	0	0	False
3	MARCHE, Brandyn	M	L2T	2	0.3847	1.1102	0	0	False
3	MCLAUGHLIM, Liam	M	T2T	2	0.4469	1.08	0	0	False
3	MCRUVIE, Kelly	F	T2T	2	0.3932	1.0549	0	0	False
3	MORRIS, Jane	F	L2T	2	0.4496	999	0	0	False
3	SIGURDSON, Anna	F	T2T	2	0	1.134	0	0	False
3	STEVENSON, Jordan	M	L2T	2	0.54	1.1	0	0	False
3	WELDER, Cara	F	L2T	2	0.4388	0.58	0	0	False
3	WHELER, Timothy	M	T2T	2	0.3984	1.0419	0	0	False
4	COMFORT, Joshua	M	FunD	3	0.4363	999	0	0	False
4	EICHORST, Jay	M	FunD	3	0.4965	999	0	0	False
4	FALKOWSKY, Ryan	M	FunD	3	0.45	999	0	0	False
4	GALLOWAY, Kendra	F	FunD	3	0.5	999	0	0	False
4	KNIHNISKI, Dylan	M	FunD	3	0.5163	999	0	0	False
4	LOWE, Bon	M	FunD	3	0.42	999	0	0	False
4	MERKOWSKY, Cammeron	M	FunD	3	0.506	999	0	0	False
4	MOYSE, Sam	M	FunD	3	0.45	999	0	0	False
4	VERDOUW, Braden	M	FunD	3	0.45	999	0	0	False

4	VICZKO, Hunter	M	FunD	3	0.42	999	0	0	False
5	ABREY, Emma	F	FunD	3	999	999	0	0	False
5	BRACHA, Ceili	F	FunD	3	0.48	999	0	0	False
5	BRACHA, Kiera	F	FunD	3	0.48	999	0	0	False
5	FULLERTON, Kaylee	F	FunD	3	0.55	999	0	0	False
5	HRYCUIK, Katryna	F	FunD	3	0.55	999	0	0	False
5	HRYCUIK, Matthew	M	FunD	3	1.27	999	0	0	False
5	KNIHNISKI, Jenna	F	FunD	3	0.48	999	0	0	False
5	MCLAUGHLIN, Dani	F	FunD	3	1.023	999	0	0	False
5	MORRIS, Molly	F	FunD	3	55.5	999	0	0	False
5	REGHEHR, Karys	F	FunD	3	0.52	999	0	0	False
5	VICZKO, Mya	F	FunD	3	0.48	999	0	0	False
5	WELDER, Brianne	F	FunD	3	0.5814	999	0	0	False

Women's Jr ISU All Around

Distance 500m

Pair	Lane	Name	Samalag	Final	Split
1	I	Sarah Piluk	59.06	59.06	?
	O	Victoria Piluk	57.78	57.78	?
2	I	Katie Kokotailo-Waterer	54.56	54.56	13.64
	O	Anastasia Conly	50.45	50.45	13.03
3	I	Morgan Boutin	50.4	50.4	13.04
	O	Lindsay Fish	53.31	53.31	13.07
4	I	Nyka Sutter	53.24	53.24	12.81
	O	Katie Babich	49.88	49.88	12.67

Distance 1000m

Pair	Lane	Name	Final	Split
1	I	Katie Babich	DNS	
	O	Anastasia Conly	DNS	
2	I	Nyka Sutter	57.77	01:55.54
	O	Lindsay Fish	53.64	01:47.27
3	I	Sarah Piluk	69.36	02:18.71
	O	Katie Kokotailo-Waterer	57.27	01:54.54
4	I	Vicotria Piluk	62.61	02:05.22
	O	Morgan Boutin	51.99	01:43.97

Distance 1500m

Pair	Lane	Name	Final	Split
1	I	Anastasia Conly	52.58	02:37.75
	O	Morgan Boutin	54.22	02:42.65
2	I	Katie Babich	53.71	02:41.12
	O	Nyka Sutter	59.01	02:57.03
3	I	Victoria Piluk	66.02	03:18.06
	O	Katie Kokotailo-Waterer	59.78	02:59.34
4	I	Sarah Piluk	73.44	03:40.31
	O	Lindsay Fish	55.45	02:46.34

Distance 3000m

Pair	Lane	Name	Final	Split
1	I	Katie Babich	DNS	
	O	Anastasia Conly	DNS	
2	I	Sarah Piluk	86.77	08:40.61
	O	Victoria Piluk	75.47	07:32.81
3	I	Nyka Sutter	60.50	06:02.98
	O	Katie Kokotailo-Waterer	61.32	06:07.89
4	I	Morgan Boutin	57.08	05:42.50
	O	Lindsay Fish	56.23	05:37.36

Samalag

Name	500	1000	1500	3000	total
Morgan Boutin	50.40	51.99	54.22	57.08	213.69
Lindsay Fish	53.31	53.64	55.45	56.23	218.62
Nyka Sutter	53.24	57.77	59.01	60.50	230.52
Katie Kokotailo-Waterer	54.56	57.27	59.78	61.32	232.93
Victoria Piluk	57.78	62.61	66.02	75.47	261.88
Sarah Piluk	59.06	69.36	73.44	86.77	288.62
Anastasia Conly	50.45		52.58		
Katie Babich	49.88		53.71		

Mens Jr All Around

Distance 500m

Pair	Lane	Name	Samalag	Final	Split
1	I	Peter Stofel	45.22	45.22	?
	O	Sean Hope	47.74	47.74	?
2	I	Graham Solie	46.69	46.69	?
	O				

Distance 1500m

Pair	Lane	Name	Samalag	Final	Split	2	3
1	I	Peter Stofel		DNS			
	O						
2	I	Sean Hope	53.08333333	0.001843	32.08	0.000847	0.00135
	O	Graham Solie	49.26	0.00171	31.29	0.000798	0.001249

Distance 3000m

Pair	Lane	Name	Samalag	Final	Split	2	3	4	5	6	7
1	I	Peter Stofel	49.09833333	0.00341	21.05	57.02	0.001095	0.00154	0.001998	0.002464	0.002931
	O	Sean Hope	59.70833333	0.004146	23.34	0.000761	0.001304	0.001879	0.002448	0.003031	0.003606
2	I	Graham Solie	53.53333333	0.003718	22.54	0.000717	0.001208	0.001709	0.002219	0.002729	0.00323
	O										

Distance 5000m

Pair	Lane	Name	Samalag	Final	Split/8	2/9	3/10	4/11	5/12	6	7
1	I	Peter Stofel		DNS							
	O										
2	I	Sean Hope		DQ-T	27.18	01:17.03	02:08.86	02:59.95	03:52.22	04:45.58	05:41.58
					06:35.44	07:31.53	08:28.10	09:22.46	10:15.70		
	O	Graham Solie	55.52	09:15.16	25.19	01:09.35	01:53.00	02:37.12	03:21.33	04:06.57	04:50.69
					05:34.12	06:19.05	07:03.65	07:48.44	08:32.95		

Samalag	
<b>Name</b>	<b>500</b> <b>1500</b> <b>3000.00</b> <b>5000</b> <b>Total</b>
Graham Solie	46.69 49.26 53.53 55.52 205
Sean Hope	47.74 53.08 59.71 DQ-T
Peter Stofel	45.22 DNS 49.1 DNS

ISU Sr Sprints

Distance

500m						
Pair	Lane	Name	Samalag	Final	Split	
1	I	Micheal Willfong	51.37	51.37	12.18	
	O					
2	I	Lauren Wiebe	62.65	01:02.6	14.71	
	O	Kelly McRuvie	71.28	01:11.3	16.38	

Distance

1000m						
Pair	Lane	Name	Samalag	Final	Split	2
1	I	Micheal Willfong	54.83	01:49.66	21.55	01:02.24
	O					
2	I	Lauren Wiebe	68.83	02:17.65	27.4	01:18.43
	O	Kelly McRuvie	75.82	02:31.64	30.09	01:27.36

Distance

500m						
Pair	Lane	Name	Samalag	Final	Split	
1	I	Micheal Willfong	48.69	48.69	11.63	
	O					
2	I	Kelly McRuvie	69.39	01:09.39	15.69	
	O	Lauren Wiebe	63.25	01:03.25	14.2	

Distance

1000m						
Pair	Lane	Name	Samalag	Final	Split	2
1	I	Micheal Willfong	54.99	01:49.97	22.64	01:05.35
	O					
2	I	Lauren Wiebe		DNS		
	O	Kelly McRuvie	75.91	02:31.82	39.99	01:27.22

Samalag						
Name	500-1	1000-1	500-2	1000-2	Total	
Micheal Willfong	51.37	54.83	48.69	54.99	209.875	
Lauren Wiebe	62.65	68.83	63.25	DNS		
Kelly McRuvie	71.28	75.82	69.39	75.91	292.4	

ISU T2T Sprints -Women

Distance 500m

Pair	Lane	Name	Samalag	Final	Split
1	I	Anna Sigurdson		DQ-T	
	O	Juliette Wheler	54.48	54.48	13.11
2	I	Jessica Marsh	58.33	58.33	14.12
	O	Caitlyn Welder	68.02	01:08.0	14.77
3	I	Shealynn Stevenson	69.14	01:09.1	15.17
	O				

Name	Samalag				Total
	500-1	100-1	500-2	100-2	
Juliette Wheler	54.48	63.75	52.74	63.35	234.32
Jessica Marsh	58.33	69.55	56.19	70.35	254.42
Caitlyn Welder	68.02	72.25	66.27	72.3	278.84
Shealynn Stevenson	69.14	74.75	70.36	75.45	289.7
Anna Sigurdson		78.8	66.51	78.8	

Distance 100m

Pair	Lane	Name	Samalag	Final
1	I	Anna Sigurdson	78.80	15.76
	O			
2	I	Caitlyn Welder	72.25	14.45
	O	Shealynn Stevenson	74.75	14.95
3	I	Jessica Marsh	69.55	13.91
	O	Juliette Wheler	63.75	12.75

Distance 500m

Pair	Lane	Name	Samalag	Final	Split
1	I	Shealynn Stevenson	70.36	01:10.36	14.81
	O				
2	I	Caitlyn Welder	66.27	01:06.27	14.19
	O	Anna Sigurdson	66.51	01:06.51	15.69
3	I	Juliette Wheler	52.74	52.74	12.66
	O	Jessica Marsh	56.19	56.19	13.53

Distance 100m

Pair	Lane	Name	Samalag	Final
1	I	Anna Sigurdson	78.80	15.76
	O			
2	I	Shealynn Stevenson	75.45	15.09
	O	Caitlyn Welder	72.30	14.46
3	I	Juliette Wheler	63.35	12.67
	O	Jessica Marsh	70.35	14.07

T2T ISU Sprints - Men

Distance 500m

Pair	Lane	Name	Samalag	Final	Split
1	I	Lukas Conly	52.36	52.36	13.09
	O	Marco Schumann	57.89	57.89	13.7
2	I	Seth Adams	55.27	55.27	12.92
	O	Graeme Fish	57.14	57.14	13.83
3	I	Jared Bechtel	56.66	56.66	13.03
	O	Jorn Schumann	66.06	01:06.1	14.99
4	I	David Marsh	57.68	57.68	14.52
	O	Jordan Ehman	48.96	48.96	12.27

Samalag

Name	500-1	100-1	500-2	100-2	Total
Lukas Conly	52.36	60.90	50.00	61.90	225.16
Jared Bechtel	56.66	60.25	51.37	59.90	228.18
Seth Adams	55.27	63.60	52.86	61.25	232.98
Marco Schumann	57.89	67.00	56.54	64.00	245.43
David Marsh	57.68	69.50	55.63	68.05	250.86
Graeme Fish	57.14	76.55	54.80	66.00	254.49
Jorn Schumann	66.06	73.20	60.76	68.80	268.82
Jordan Ehman	48.96	DQ	48.39	58.00	

Distance 100m

Pair	Lane	Name	Samalag	Final
1	I	David Marsh	69.50	13.90
	O	Jorn Schumann	73.20	14.64
2	I	Marco Schumann	67.00	13.40
	O	Graeme Fish	76.55	15.31
3	I	Lukas Conly	60.90	12.18
	O	Jared Bechtel	60.25	12.05
4	I	Jordan Ehman		DQ
	O	Seth Adams	63.60	12.72

Distance 500M

Pair	Lane	Name	Samalag	Final	Split
1	I	Jorn Schumann	60.76	01:00.76	14.12
	O	David Marsh	55.63	55.63	13.79
2	I	Marco Schumann	56.54	56.54	13.22
	O	Jared Bechtel	51.37	51.37	12.38
3	I	Graeme Fish	54.80	54.80	13.64
	O	Seth Adams	52.86	52.86	12.29
4	I	Jordan Ehman	48.39	48.39	11.75
	O	Lukas Conly	50.00	50.00	12.11

Distance 100m

Pair	Lane	Name	Samalag	Final
1	I	Graeme Fish	66.00	13.20
	O	Jordan Ehman	58.00	11.60
2	I	Jorn Schumann	68.80	13.76
	O	David Marsh	68.05	13.61
3	I	Seth Adams	61.25	12.25
	O	Marco Schumann	64.00	12.80
4	I	Jared Bechtel	59.90	11.98
	O	Lukas Conly	61.90	12.38

## Results

Saskatoon Long track 2001 - mass start  
Long track, group start

01-14-2011

### 1 Mixed Genders

<p><b>1 EHMANN, Jordan (T2T Mixte)</b></p> <table border="0" style="width: 100%;"> <tr><td>1B</td><td>300 m</td><td>Heat.</td><td>1</td><td>0: 29.92</td><td></td></tr> <tr><td>7A</td><td>500 m</td><td>Heat.</td><td>1</td><td>0: 50.41</td><td></td></tr> <tr><td>21A</td><td>100 m</td><td>Heat.</td><td>1</td><td>0: 11.71</td><td></td></tr> <tr><td>30A</td><td>2,400 m</td><td>Final</td><td>1</td><td>4: 29.08</td><td>1,000 pts</td></tr> </table>	1B	300 m	Heat.	1	0: 29.92		7A	500 m	Heat.	1	0: 50.41		21A	100 m	Heat.	1	0: 11.71		30A	2,400 m	Final	1	4: 29.08	1,000 pts	<p style="text-align: right;"><b>Saskatoon Lions Speed Skating 4,000</b></p> <table border="0" style="width: 100%;"> <tr><td>4A</td><td>300 m</td><td>Final</td><td>1</td><td>0: 29.94</td><td>1,000 pts</td></tr> <tr><td>10A</td><td>500 m</td><td>Final</td><td>1</td><td>0: 48.74</td><td>1,000 pts</td></tr> <tr><td>24A</td><td>100 m</td><td>Final</td><td>1</td><td>0: 12.08</td><td>1,000 pts</td></tr> </table>	4A	300 m	Final	1	0: 29.94	1,000 pts	10A	500 m	Final	1	0: 48.74	1,000 pts	24A	100 m	Final	1	0: 12.08	1,000 pts
1B	300 m	Heat.	1	0: 29.92																																							
7A	500 m	Heat.	1	0: 50.41																																							
21A	100 m	Heat.	1	0: 11.71																																							
30A	2,400 m	Final	1	4: 29.08	1,000 pts																																						
4A	300 m	Final	1	0: 29.94	1,000 pts																																						
10A	500 m	Final	1	0: 48.74	1,000 pts																																						
24A	100 m	Final	1	0: 12.08	1,000 pts																																						
<p><b>2 BECHTEL, Jared (T2T Mixte)</b></p> <table border="0" style="width: 100%;"> <tr><td>1A</td><td>300 m</td><td>Heat.</td><td>1</td><td>0: 31.15</td><td></td></tr> <tr><td>7B</td><td>500 m</td><td>Heat.</td><td>1</td><td>0: 50.32</td><td></td></tr> <tr><td>21B</td><td>100 m</td><td>Heat.</td><td>1</td><td>0: 12.28</td><td></td></tr> <tr><td>30A</td><td>2,400 m</td><td>Final</td><td>4</td><td>4: 36.57</td><td>543 pts</td></tr> </table>	1A	300 m	Heat.	1	0: 31.15		7B	500 m	Heat.	1	0: 50.32		21B	100 m	Heat.	1	0: 12.28		30A	2,400 m	Final	4	4: 36.57	543 pts	<p style="text-align: right;"><b>Saskatoon Lions Speed Skating 2,841</b></p> <table border="0" style="width: 100%;"> <tr><td>4A</td><td>300 m</td><td>Final</td><td>2</td><td>0: 30.40</td><td>816 pts</td></tr> <tr><td>10A</td><td>500 m</td><td>Final</td><td>3</td><td>0: 50.27</td><td>666 pts</td></tr> <tr><td>24A</td><td>100 m</td><td>Final</td><td>2</td><td>0: 12.40</td><td>816 pts</td></tr> </table>	4A	300 m	Final	2	0: 30.40	816 pts	10A	500 m	Final	3	0: 50.27	666 pts	24A	100 m	Final	2	0: 12.40	816 pts
1A	300 m	Heat.	1	0: 31.15																																							
7B	500 m	Heat.	1	0: 50.32																																							
21B	100 m	Heat.	1	0: 12.28																																							
30A	2,400 m	Final	4	4: 36.57	543 pts																																						
4A	300 m	Final	2	0: 30.40	816 pts																																						
10A	500 m	Final	3	0: 50.27	666 pts																																						
24A	100 m	Final	2	0: 12.40	816 pts																																						
<p><b>3 CONLY, Lukas (T2T Mixte)</b></p> <table border="0" style="width: 100%;"> <tr><td>1C</td><td>300 m</td><td>Heat.</td><td>1</td><td>0: 31.42</td><td></td></tr> <tr><td>7B</td><td>500 m</td><td>Heat.</td><td>2</td><td>0: 50.70</td><td></td></tr> <tr><td>21C</td><td>100 m</td><td>Heat.</td><td>2</td><td>0: 12.37</td><td></td></tr> <tr><td>30A</td><td>2,400 m</td><td>Final</td><td>3</td><td>4: 35.67</td><td>666 pts</td></tr> </table>	1C	300 m	Heat.	1	0: 31.42		7B	500 m	Heat.	2	0: 50.70		21C	100 m	Heat.	2	0: 12.37		30A	2,400 m	Final	3	4: 35.67	666 pts	<p style="text-align: right;"><b>Saskatoon Lions Speed Skating 2,468</b></p> <table border="0" style="width: 100%;"> <tr><td>4A</td><td>300 m</td><td>Final</td><td>5</td><td>0: 31.83</td><td>443 pts</td></tr> <tr><td>10A</td><td>500 m</td><td>Final</td><td>2</td><td>0: 49.64</td><td>816 pts</td></tr> <tr><td>24A</td><td>100 m</td><td>Final</td><td>4</td><td>0: 12.91</td><td>543 pts</td></tr> </table>	4A	300 m	Final	5	0: 31.83	443 pts	10A	500 m	Final	2	0: 49.64	816 pts	24A	100 m	Final	4	0: 12.91	543 pts
1C	300 m	Heat.	1	0: 31.42																																							
7B	500 m	Heat.	2	0: 50.70																																							
21C	100 m	Heat.	2	0: 12.37																																							
30A	2,400 m	Final	3	4: 35.67	666 pts																																						
4A	300 m	Final	5	0: 31.83	443 pts																																						
10A	500 m	Final	2	0: 49.64	816 pts																																						
24A	100 m	Final	4	0: 12.91	543 pts																																						
<p><b>4 WHEELER, Juliette (T2T Mixte)</b></p> <table border="0" style="width: 100%;"> <tr><td>1A</td><td>300 m</td><td>Heat.</td><td>2</td><td>0: 33.66</td><td></td></tr> <tr><td>7C</td><td>500 m</td><td>Heat.</td><td>1</td><td>0: 52.78</td><td></td></tr> <tr><td>21C</td><td>100 m</td><td>Heat.</td><td>1</td><td>0: 12.15</td><td></td></tr> <tr><td>30A</td><td>2,400 m</td><td>Final</td><td>6</td><td>4: 53.69</td><td>362 pts</td></tr> </table>	1A	300 m	Heat.	2	0: 33.66		7C	500 m	Heat.	1	0: 52.78		21C	100 m	Heat.	1	0: 12.15		30A	2,400 m	Final	6	4: 53.69	362 pts	<p style="text-align: right;"><b>Saskatoon Lions Speed Skating 2,114</b></p> <table border="0" style="width: 100%;"> <tr><td>4A</td><td>300 m</td><td>Final</td><td>4</td><td>0: 31.56</td><td>543 pts</td></tr> <tr><td>10A</td><td>500 m</td><td>Final</td><td>4</td><td>0: 51.35</td><td>543 pts</td></tr> <tr><td>24A</td><td>100 m</td><td>Final</td><td>3</td><td>0: 12.61</td><td>666 pts</td></tr> </table>	4A	300 m	Final	4	0: 31.56	543 pts	10A	500 m	Final	4	0: 51.35	543 pts	24A	100 m	Final	3	0: 12.61	666 pts
1A	300 m	Heat.	2	0: 33.66																																							
7C	500 m	Heat.	1	0: 52.78																																							
21C	100 m	Heat.	1	0: 12.15																																							
30A	2,400 m	Final	6	4: 53.69	362 pts																																						
4A	300 m	Final	4	0: 31.56	543 pts																																						
10A	500 m	Final	4	0: 51.35	543 pts																																						
24A	100 m	Final	3	0: 12.61	666 pts																																						
<p><b>5 ADAMS, Seth (T2T Mixte)</b></p> <table border="0" style="width: 100%;"> <tr><td>1B</td><td>300 m</td><td>Heat.</td><td>3</td><td>0: 31.67</td><td></td></tr> <tr><td>7A</td><td>500 m</td><td>Heat.</td><td>2</td><td>0: 52.77</td><td></td></tr> <tr><td>21A</td><td>100 m</td><td>Heat.</td><td>2</td><td>0: 12.38</td><td></td></tr> <tr><td>30A</td><td>2,400 m</td><td>Final</td><td>2</td><td>4: 35.50</td><td>816 pts</td></tr> </table>	1B	300 m	Heat.	3	0: 31.67		7A	500 m	Heat.	2	0: 52.77		21A	100 m	Heat.	2	0: 12.38		30A	2,400 m	Final	2	4: 35.50	816 pts	<p style="text-align: right;"><b>Saskatoon Lions Speed Skating 1,997</b></p> <table border="0" style="width: 100%;"> <tr><td>4B</td><td>300 m</td><td>Final</td><td>1</td><td>0: 32.82</td><td>295 pts</td></tr> <tr><td>10A</td><td>500 m</td><td>Final</td><td>5</td><td>0: 51.44</td><td>443 pts</td></tr> <tr><td>24A</td><td>100 m</td><td>Final</td><td>5</td><td>0: 13.04</td><td>443 pts</td></tr> </table>	4B	300 m	Final	1	0: 32.82	295 pts	10A	500 m	Final	5	0: 51.44	443 pts	24A	100 m	Final	5	0: 13.04	443 pts
1B	300 m	Heat.	3	0: 31.67																																							
7A	500 m	Heat.	2	0: 52.77																																							
21A	100 m	Heat.	2	0: 12.38																																							
30A	2,400 m	Final	2	4: 35.50	816 pts																																						
4B	300 m	Final	1	0: 32.82	295 pts																																						
10A	500 m	Final	5	0: 51.44	443 pts																																						
24A	100 m	Final	5	0: 13.04	443 pts																																						
<p><b>6 HOPE, Stephen (T2T Mixte)</b></p> <table border="0" style="width: 100%;"> <tr><td>1B</td><td>300 m</td><td>Heat.</td><td>2</td><td>0: 31.58</td><td></td></tr> <tr><td>7C</td><td>500 m</td><td>Heat.</td><td>2</td><td>0: 53.52</td><td></td></tr> <tr><td>21B</td><td>100 m</td><td>Heat.</td><td>2</td><td>0: 12.43</td><td></td></tr> <tr><td>30A</td><td>2,400 m</td><td>Final</td><td>5</td><td>4: 37.21</td><td>443 pts</td></tr> </table>	1B	300 m	Heat.	2	0: 31.58		7C	500 m	Heat.	2	0: 53.52		21B	100 m	Heat.	2	0: 12.43		30A	2,400 m	Final	5	4: 37.21	443 pts	<p style="text-align: right;"><b>Regina Speed Skating Club 1,833</b></p> <table border="0" style="width: 100%;"> <tr><td>4A</td><td>300 m</td><td>Final</td><td>3</td><td>0: 31.45</td><td>666 pts</td></tr> <tr><td>10A</td><td>500 m</td><td>Final</td><td>6</td><td>0: 51.53</td><td>362 pts</td></tr> <tr><td>24A</td><td>100 m</td><td>Final</td><td>6</td><td>0: 13.24</td><td>362 pts</td></tr> </table>	4A	300 m	Final	3	0: 31.45	666 pts	10A	500 m	Final	6	0: 51.53	362 pts	24A	100 m	Final	6	0: 13.24	362 pts
1B	300 m	Heat.	2	0: 31.58																																							
7C	500 m	Heat.	2	0: 53.52																																							
21B	100 m	Heat.	2	0: 12.43																																							
30A	2,400 m	Final	5	4: 37.21	443 pts																																						
4A	300 m	Final	3	0: 31.45	666 pts																																						
10A	500 m	Final	6	0: 51.53	362 pts																																						
24A	100 m	Final	6	0: 13.24	362 pts																																						
<p><b>7 FISH, Graeme (T2T Mixte)</b></p> <table border="0" style="width: 100%;"> <tr><td>1C</td><td>300 m</td><td>Heat.</td><td>2</td><td>0: 33.57</td><td></td></tr> <tr><td>7A</td><td>500 m</td><td>Heat.</td><td>3</td><td>0: 54.68</td><td></td></tr> <tr><td>21A</td><td>100 m</td><td>Heat.</td><td>3</td><td>0: 13.27</td><td></td></tr> <tr><td>30B</td><td>2,400 m</td><td>Final</td><td>1</td><td>4: 43.09</td><td>295 pts</td></tr> </table>	1C	300 m	Heat.	2	0: 33.57		7A	500 m	Heat.	3	0: 54.68		21A	100 m	Heat.	3	0: 13.27		30B	2,400 m	Final	1	4: 43.09	295 pts	<p style="text-align: right;"><b>Moose Jaw Kiwanis Speed Skating 1,193</b></p> <table border="0" style="width: 100%;"> <tr><td>4A</td><td>300 m</td><td>Final</td><td>6</td><td>0: 33.02</td><td>362 pts</td></tr> <tr><td>10B</td><td>500 m</td><td>Final</td><td>1</td><td>0: 55.30</td><td>295 pts</td></tr> <tr><td>24B</td><td>100 m</td><td>Final</td><td>2</td><td>0: 13.43</td><td>241 pts</td></tr> </table>	4A	300 m	Final	6	0: 33.02	362 pts	10B	500 m	Final	1	0: 55.30	295 pts	24B	100 m	Final	2	0: 13.43	241 pts
1C	300 m	Heat.	2	0: 33.57																																							
7A	500 m	Heat.	3	0: 54.68																																							
21A	100 m	Heat.	3	0: 13.27																																							
30B	2,400 m	Final	1	4: 43.09	295 pts																																						
4A	300 m	Final	6	0: 33.02	362 pts																																						
10B	500 m	Final	1	0: 55.30	295 pts																																						
24B	100 m	Final	2	0: 13.43	241 pts																																						
<p><b>8 VICZKO, Mason (T2T Mixte)</b></p> <table border="0" style="width: 100%;"> <tr><td>1B</td><td>300 m</td><td>Heat.</td><td>4</td><td>0: 33.41</td><td></td></tr> <tr><td>7C</td><td>500 m</td><td>Heat.</td><td>4</td><td>0: 56.17</td><td></td></tr> <tr><td>21C</td><td>100 m</td><td>Heat.</td><td>4</td><td>0: 13.12</td><td></td></tr> <tr><td>30B</td><td>2,400 m</td><td>Final</td><td>2</td><td>4: 50.71</td><td>241 pts</td></tr> </table>	1B	300 m	Heat.	4	0: 33.41		7C	500 m	Heat.	4	0: 56.17		21C	100 m	Heat.	4	0: 13.12		30B	2,400 m	Final	2	4: 50.71	241 pts	<p style="text-align: right;"><b>Moose Jaw Kiwanis Speed Skating 937</b></p> <table border="0" style="width: 100%;"> <tr><td>4B</td><td>300 m</td><td>Final</td><td>4</td><td>0: 34.32</td><td>160 pts</td></tr> <tr><td>10B</td><td>500 m</td><td>Final</td><td>2</td><td>0: 55.47</td><td>241 pts</td></tr> <tr><td>24B</td><td>100 m</td><td>Final</td><td>1</td><td>0: 13.37</td><td>295 pts</td></tr> </table>	4B	300 m	Final	4	0: 34.32	160 pts	10B	500 m	Final	2	0: 55.47	241 pts	24B	100 m	Final	1	0: 13.37	295 pts
1B	300 m	Heat.	4	0: 33.41																																							
7C	500 m	Heat.	4	0: 56.17																																							
21C	100 m	Heat.	4	0: 13.12																																							
30B	2,400 m	Final	2	4: 50.71	241 pts																																						
4B	300 m	Final	4	0: 34.32	160 pts																																						
10B	500 m	Final	2	0: 55.47	241 pts																																						
24B	100 m	Final	1	0: 13.37	295 pts																																						
<p><b>9 MARSH, David (T2T Mixte)</b></p> <table border="0" style="width: 100%;"> <tr><td>1A</td><td>300 m</td><td>Heat.</td><td>5</td><td>0: 34.28</td><td></td></tr> <tr><td>7B</td><td>500 m</td><td>Heat.</td><td>3</td><td>0: 55.06</td><td></td></tr> <tr><td>21B</td><td>100 m</td><td>Heat.</td><td>3</td><td>0: 13.37</td><td></td></tr> <tr><td>30B</td><td>2,400 m</td><td>Final</td><td>4</td><td>4: 52.01</td><td>160 pts</td></tr> </table>	1A	300 m	Heat.	5	0: 34.28		7B	500 m	Heat.	3	0: 55.06		21B	100 m	Heat.	3	0: 13.37		30B	2,400 m	Final	4	4: 52.01	160 pts	<p style="text-align: right;"><b>Saskatoon Lions Speed Skating 757</b></p> <table border="0" style="width: 100%;"> <tr><td>4B</td><td>300 m</td><td>Final</td><td>2</td><td>0: 33.78</td><td>241 pts</td></tr> <tr><td>10B</td><td>500 m</td><td>Final</td><td>3</td><td>0: 55.63</td><td>196 pts</td></tr> <tr><td>24B</td><td>100 m</td><td>Final</td><td>4</td><td>0: 13.83</td><td>160 pts</td></tr> </table>	4B	300 m	Final	2	0: 33.78	241 pts	10B	500 m	Final	3	0: 55.63	196 pts	24B	100 m	Final	4	0: 13.83	160 pts
1A	300 m	Heat.	5	0: 34.28																																							
7B	500 m	Heat.	3	0: 55.06																																							
21B	100 m	Heat.	3	0: 13.37																																							
30B	2,400 m	Final	4	4: 52.01	160 pts																																						
4B	300 m	Final	2	0: 33.78	241 pts																																						
10B	500 m	Final	3	0: 55.63	196 pts																																						
24B	100 m	Final	4	0: 13.83	160 pts																																						
<p><b>10 SANSON, Gabrielle (T2T Mixte)</b></p> <table border="0" style="width: 100%;"> <tr><td>1A</td><td>300 m</td><td>Heat.</td><td>4</td><td>0: 34.22</td><td></td></tr> </table>	1A	300 m	Heat.	4	0: 34.22		<p style="text-align: right;"><b>Moose Jaw Kiwanis Speed Skating 694</b></p> <table border="0" style="width: 100%;"> <tr><td>4B</td><td>300 m</td><td>Final</td><td>3</td><td>0: 33.94</td><td>196 pts</td></tr> </table>	4B	300 m	Final	3	0: 33.94	196 pts																														
1A	300 m	Heat.	4	0: 34.22																																							
4B	300 m	Final	3	0: 33.94	196 pts																																						

## 1 Mixed Genders

7C	500 m	Heat.	3	0: 56.12	
21C	100 m	Heat.	3	0: 13.00	
30B	2,400 m	Final	3	4: 50.88	196 pts

10B	500 m	Final	6	0: 56.46	106 pts
24B	100 m	Final	3	0: 13.65	196 pts

### 11 BRUNET, Lexi (T2T Mixte)

1C	300 m	Heat.	3	0: 33.69	
7A	500 m	Heat.	4	0: 56.19	
21B	100 m	Heat.	4	0: 13.56	
30B	2,400 m	Final	6	5: 16.53	106 pts

### Saskatoon Lions Speed Skating

502

4B	300 m	Final	6	0: 35.02	106 pts
10B	500 m	Final	4	0: 56.01	160 pts
24B	100 m	Final	5	0: 13.94	130 pts

### 12 MARSH, Jessica (T2T Mixte)

1A	300 m	Heat.	3	0: 33.98	
7B	500 m	Heat.	4	0: 55.57	
21A	100 m	Heat.	4	0: 13.64	
30B	2,400 m	Final	5	4: 59.67	130 pts

### Saskatoon Lions Speed Skating

496

4B	300 m	Final	5	0: 34.48	130 pts
10B	500 m	Final	5	0: 56.18	130 pts
24B	100 m	Final	6	0: 15.20	106 pts

### 13 WASYLYSHYN, Cole (T2T Mixte)

1B	300 m	Heat.	5	0: 41.33	
7A	500 m	Heat.	5	1: 08.35	
21A	100 m	Heat.	5	0: 15.10	
30C	2,400 m	Final	1	6: 08.25	86 pts

### Regina Speed Skating Club

328

4C	300 m	Final	1	0: 41.15	86 pts
10C	500 m	Final	1	1: 09.25	86 pts
24C	100 m	Final	2	0: 15.19	70 pts

### 14 GALLOWAY, Chelsea (T2T Mixte)

1C	300 m	Heat.	4	0: 41.91	
7B	500 m	Heat.	5	1: 11.54	
21B	100 m	Heat.	5	0: 14.62	
30C	2,400 m	Final	2	6: 17.38	70 pts

### Saskatoon Lions Speed Skating

296

4C	300 m	Final	2	0: 41.86	70 pts
10C	500 m	Final	2	1: 10.93	70 pts
24C	100 m	Final	1	0: 14.10	86 pts

# Results

Saskatoon Long track 2001 - mass start  
Long track, group start

01-14-2011

## 2 Mixed Genders

### 1 SCHUMANN, Marco (T2T Mixte)

2A	300 m	Heat.	2	0: 34.32	
8A	500 m	Heat.	1	0: 57.63	
22A	100 m	Heat.	1	0: 13.29	
31A	2,400 m	Final	1	5: 07.76	1,000 pts

### Saskatoon Lions Speed Skating 3,632

5A	300 m	Final	1	0: 33.66	1,000 pts
11A	500 m	Final	2	0: 56.20	816 pts
25A	100 m	Final	2	0: 12.90	816 pts

### 2 PELLERIN, Brandt (T2T Mixte)

2B	300 m	Heat.	1	0: 34.58	
8B	500 m	Heat.	2	0: 57.70	
22B	100 m	Heat.	1	0: 12.76	
31A	2,400 m	Final	3	5: 14.86	666 pts

### Saskatoon Lions Speed Skating 3,148

5A	300 m	Final	2	0: 33.90	816 pts
11A	500 m	Final	3	0: 56.60	666 pts
25A	100 m	Final	1	0: 12.54	1,000 pts

### 3 YURACH, McKenna (T2T Mixte)

2A	300 m	Heat.	1	0: 34.14	
8B	500 m	Heat.	1	0: 57.17	
22B	100 m	Heat.	2	0: 13.40	
31A	2,400 m	Final	4	5: 19.24	543 pts

### Prince Albert Speed Skating 2,752

5A	300 m	Final	3	0: 34.00	666 pts
11A	500 m	Final	1	0: 55.92	1,000 pts
25A	100 m	Final	4	0: 13.08	543 pts

### 4 HENNIG, Nick (T2T Mixte)

2A	300 m	Heat.	3	0: 35.61	
8A	500 m	Heat.	2	0: 59.46	
22A	100 m	Heat.	2	0: 13.67	
31A	2,400 m	Final	5	5: 24.55	443 pts

### Regina Speed Skating Club 2,195

5A	300 m	Final	4	0: 35.06	543 pts
11A	500 m	Final	4	0: 56.82	543 pts
25A	100 m	Final	3	0: 13.05	666 pts

### 5 MOYSE, Olivia (T2T Mixte)

2B	300 m	Heat.	4	0: 36.66	
8B	500 m	Heat.	3	0: 58.12	
22A	100 m	Heat.	3	0: 13.80	
31A	2,400 m	Final	2	5: 11.51	816 pts

### Moose Jaw Kiwanis Speed 1,916

5B	300 m	Final	1	0: 35.90	295 pts
11A	500 m	Final	5	0: 57.71	443 pts
25A	100 m	Final	6	0: 17.90	362 pts

### 6 PILUK, Amy (T2T Mixte)

2B	300 m	Heat.	3	0: 36.33	
8B	500 m	Heat.	4	1: 00.73	
22B	100 m	Heat.	4	0: 14.13	
31A	2,400 m	Final	6	6: 20.87	362 pts

### Regina Speed Skating Club 1,327

5A	300 m	Final	6	0: 35.91	362 pts
11A	500 m	Final	6	1: 00.09	362 pts
25B	100 m	Final	2	0: 14.66	241 pts

### 7 FISH, Alex (L2T Mixte)

2A	300 m	Heat.	4	0: 38.39	
8A	500 m	Heat.	4	1: 02.12	
22A	100 m	Heat.	4	0: 13.90	
31B	2,400 m	Final	1	5: 26.10	295 pts

### Moose Jaw Kiwanis Speed 1,220

5B	300 m	Final	2	0: 36.66	241 pts
11B	500 m	Final	2	1: 04.19	241 pts
25A	100 m	Final	5	0: 13.41	443 pts

### 8 SCHUMANN, Jorn (T2T Mixte)

2B	300 m	Heat.	2	0: 36.31	
8A	500 m	Heat.	3	1: 01.18	
22B	100 m	Heat.	5	0: 14.56	
31B	2,400 m	Final	6	DQ-E	106 pts

### Saskatoon Lions Speed Skating 974

5A	300 m	Final	5	0: 35.75	443 pts
11B	500 m	Final	1	1: 02.90	295 pts
25B	100 m	Final	5	0: 15.06	130 pts

### 9 CRAVEN, Sarah (T2T Mixte)

2A	300 m	Heat.	5	0: 38.54	
8B	500 m	Heat.	5	1: 01.48	
22A	100 m	Heat.	6	0: 19.54	
31B	2,400 m	Final	4	6: 15.98	160 pts

### Saskatoon Lions Speed Skating 811

5B	300 m	Final	4	0: 38.53	160 pts
11B	500 m	Final	3	1: 04.58	196 pts
25B	100 m	Final	1	0: 14.39	295 pts

### 10 STEVENSON, Shealynn (T2T Mixte)

2B	300 m	Heat.	6	0: 39.35	
----	-------	-------	---	----------	--

### Saskatoon Lions Speed Skating 637

5B	300 m	Final	6	0: 38.91	106 pts
----	-------	-------	---	----------	---------

## 2 Mixed Genders

8A	500 m	Heat.	6	1: 05.17	
22A	100 m	Heat.	5	0: 14.98	
31B	2,400 m	Final	2	6: 04.99	241 pts

11B	500 m	Final	5	1: 04.97	130 pts
25B	100 m	Final	4	0: 15.00	160 pts

### 11 WELDER, Caitlyn (T2T Mixte)

2A	300 m	Heat.	6	0: 39.85	
8A	500 m	Heat.	5	1: 04.96	
22B	100 m	Heat.	3	0: 14.00	
31B	2,400 m	Final	5	6: 18.94	130 pts

### Humbolt Speed Skating Clu

**628**

5B	300 m	Final	3	0: 38.09	196 pts
11B	500 m	Final	6	1: 06.35	106 pts
25B	100 m	Final	3	0: 14.86	196 pts

### 12 KRUEGER, Nigel (T2T Mixte)

2B	300 m	Heat.	5	0: 39.08	
8B	500 m	Heat.	6	1: 02.92	
22B	100 m	Heat.	6	0: 15.36	
31B	2,400 m	Final	3	6: 09.21	196 pts

### Humbolt Speed Skating Clu

**592**

5B	300 m	Final	5	0: 38.72	130 pts
11B	500 m	Final	4	1: 04.88	160 pts
25B	100 m	Final	6	0: 15.50	106 pts

## Results

Saskatoon Long track 2001 - mass start  
Long track, group start

01-14-2011

### 3 Mixed Genders

<p><b>1 DAGENAIS, Roslynn (T2T Mixte)</b></p> <table border="0" style="width: 100%;"> <tr><td>3C</td><td>300 m</td><td>Heat.</td><td>1</td><td>0: 36.52</td><td></td></tr> <tr><td>9A</td><td>400 m</td><td>Heat.</td><td>1</td><td>0: 48.91</td><td></td></tr> <tr><td>23A</td><td>50 m</td><td>Heat.</td><td>1</td><td>0: 08.07</td><td></td></tr> <tr><td>32A</td><td>10 m</td><td>Final</td><td>1</td><td>5: 33.87</td><td>1,000 pts</td></tr> </table>	3C	300 m	Heat.	1	0: 36.52		9A	400 m	Heat.	1	0: 48.91		23A	50 m	Heat.	1	0: 08.07		32A	10 m	Final	1	5: 33.87	1,000 pts	<p style="text-align: right;"><b>Regina Speed Skating Club</b>      <b>3,816</b></p> <table border="0" style="width: 100%;"> <tr><td>6A</td><td>300 m</td><td>Final</td><td>1</td><td>0: 35.73</td><td>1,000 pts</td></tr> <tr><td>12A</td><td>400 m</td><td>Final</td><td>1</td><td>0: 48.09</td><td>1,000 pts</td></tr> <tr><td>26A</td><td>50 m</td><td>Final</td><td>2</td><td>0: 08.32</td><td>816 pts</td></tr> </table>	6A	300 m	Final	1	0: 35.73	1,000 pts	12A	400 m	Final	1	0: 48.09	1,000 pts	26A	50 m	Final	2	0: 08.32	816 pts
3C	300 m	Heat.	1	0: 36.52																																							
9A	400 m	Heat.	1	0: 48.91																																							
23A	50 m	Heat.	1	0: 08.07																																							
32A	10 m	Final	1	5: 33.87	1,000 pts																																						
6A	300 m	Final	1	0: 35.73	1,000 pts																																						
12A	400 m	Final	1	0: 48.09	1,000 pts																																						
26A	50 m	Final	2	0: 08.32	816 pts																																						
<p><b>2 INGOLD, Matthew (L2T Mixte)</b></p> <table border="0" style="width: 100%;"> <tr><td>3C</td><td>300 m</td><td>Heat.</td><td>3</td><td>0: 42.78</td><td></td></tr> <tr><td>9A</td><td>400 m</td><td>Heat.</td><td>2</td><td>0: 50.50</td><td></td></tr> <tr><td>23C</td><td>50 m</td><td>Heat.</td><td>1</td><td>0: 08.30</td><td></td></tr> <tr><td>32A</td><td>10 m</td><td>Final</td><td>3</td><td>5: 34.43</td><td>666 pts</td></tr> </table>	3C	300 m	Heat.	3	0: 42.78		9A	400 m	Heat.	2	0: 50.50		23C	50 m	Heat.	1	0: 08.30		32A	10 m	Final	3	5: 34.43	666 pts	<p style="text-align: right;"><b>Moose Jaw Kiwanis Speed Skating Club</b>      <b>2,777</b></p> <table border="0" style="width: 100%;"> <tr><td>6B</td><td>300 m</td><td>Final</td><td>1</td><td>0: 38.17</td><td>295 pts</td></tr> <tr><td>12A</td><td>400 m</td><td>Final</td><td>2</td><td>0: 48.38</td><td>816 pts</td></tr> <tr><td>26A</td><td>50 m</td><td>Final</td><td>1</td><td>0: 07.99</td><td>1,000 pts</td></tr> </table>	6B	300 m	Final	1	0: 38.17	295 pts	12A	400 m	Final	2	0: 48.38	816 pts	26A	50 m	Final	1	0: 07.99	1,000 pts
3C	300 m	Heat.	3	0: 42.78																																							
9A	400 m	Heat.	2	0: 50.50																																							
23C	50 m	Heat.	1	0: 08.30																																							
32A	10 m	Final	3	5: 34.43	666 pts																																						
6B	300 m	Final	1	0: 38.17	295 pts																																						
12A	400 m	Final	2	0: 48.38	816 pts																																						
26A	50 m	Final	1	0: 07.99	1,000 pts																																						
<p><b>3 MARCHE, Brandyn (L2T Mixte)</b></p> <table border="0" style="width: 100%;"> <tr><td>3A</td><td>300 m</td><td>Heat.</td><td>1</td><td>0: 38.60</td><td></td></tr> <tr><td>9B</td><td>400 m</td><td>Heat.</td><td>2</td><td>0: 53.86</td><td></td></tr> <tr><td>23B</td><td>50 m</td><td>Heat.</td><td>1</td><td>0: 08.48</td><td></td></tr> <tr><td>32A</td><td>10 m</td><td>Final</td><td>5</td><td>6: 14.74</td><td>443 pts</td></tr> </table>	3A	300 m	Heat.	1	0: 38.60		9B	400 m	Heat.	2	0: 53.86		23B	50 m	Heat.	1	0: 08.48		32A	10 m	Final	5	6: 14.74	443 pts	<p style="text-align: right;"><b>Regina Speed Skating Club</b>      <b>2,368</b></p> <table border="0" style="width: 100%;"> <tr><td>6A</td><td>300 m</td><td>Final</td><td>2</td><td>0: 37.24</td><td>816 pts</td></tr> <tr><td>12A</td><td>400 m</td><td>Final</td><td>3</td><td>0: 51.90</td><td>666 pts</td></tr> <tr><td>26A</td><td>50 m</td><td>Final</td><td>5</td><td>0: 08.58</td><td>443 pts</td></tr> </table>	6A	300 m	Final	2	0: 37.24	816 pts	12A	400 m	Final	3	0: 51.90	666 pts	26A	50 m	Final	5	0: 08.58	443 pts
3A	300 m	Heat.	1	0: 38.60																																							
9B	400 m	Heat.	2	0: 53.86																																							
23B	50 m	Heat.	1	0: 08.48																																							
32A	10 m	Final	5	6: 14.74	443 pts																																						
6A	300 m	Final	2	0: 37.24	816 pts																																						
12A	400 m	Final	3	0: 51.90	666 pts																																						
26A	50 m	Final	5	0: 08.58	443 pts																																						
<p><b>4 WHELER, Timothy (T2T Mixte)</b></p> <table border="0" style="width: 100%;"> <tr><td>3B</td><td>300 m</td><td>Heat.</td><td>1</td><td>0: 38.84</td><td></td></tr> <tr><td>9C</td><td>400 m</td><td>Heat.</td><td>1</td><td>0: 54.91</td><td></td></tr> <tr><td>23C</td><td>50 m</td><td>Heat.</td><td>2</td><td>0: 08.74</td><td></td></tr> <tr><td>32A</td><td>10 m</td><td>Final</td><td>4</td><td>6: 05.84</td><td>543 pts</td></tr> </table>	3B	300 m	Heat.	1	0: 38.84		9C	400 m	Heat.	1	0: 54.91		23C	50 m	Heat.	2	0: 08.74		32A	10 m	Final	4	6: 05.84	543 pts	<p style="text-align: right;"><b>Saskatoon Lions Speed Skating Club</b>      <b>2,195</b></p> <table border="0" style="width: 100%;"> <tr><td>6A</td><td>300 m</td><td>Final</td><td>3</td><td>0: 38.80</td><td>666 pts</td></tr> <tr><td>12A</td><td>400 m</td><td>Final</td><td>5</td><td>0: 52.41</td><td>443 pts</td></tr> <tr><td>26A</td><td>50 m</td><td>Final</td><td>4</td><td>0: 08.48</td><td>543 pts</td></tr> </table>	6A	300 m	Final	3	0: 38.80	666 pts	12A	400 m	Final	5	0: 52.41	443 pts	26A	50 m	Final	4	0: 08.48	543 pts
3B	300 m	Heat.	1	0: 38.84																																							
9C	400 m	Heat.	1	0: 54.91																																							
23C	50 m	Heat.	2	0: 08.74																																							
32A	10 m	Final	4	6: 05.84	543 pts																																						
6A	300 m	Final	3	0: 38.80	666 pts																																						
12A	400 m	Final	5	0: 52.41	443 pts																																						
26A	50 m	Final	4	0: 08.48	543 pts																																						
<p><b>5 GREUEL, Grace (T2T Mixte)</b></p> <table border="0" style="width: 100%;"> <tr><td>3B</td><td>300 m</td><td>Heat.</td><td>2</td><td>0: 39.68</td><td></td></tr> <tr><td>9C</td><td>400 m</td><td>Heat.</td><td>2</td><td>0: 55.03</td><td></td></tr> <tr><td>23A</td><td>50 m</td><td>Heat.</td><td>2</td><td>0: 08.53</td><td></td></tr> <tr><td>32A</td><td>10 m</td><td>Final</td><td>7</td><td>6: 30.49</td><td>295 pts</td></tr> </table>	3B	300 m	Heat.	2	0: 39.68		9C	400 m	Heat.	2	0: 55.03		23A	50 m	Heat.	2	0: 08.53		32A	10 m	Final	7	6: 30.49	295 pts	<p style="text-align: right;"><b>Saskatoon Lions Speed Skating Club</b>      <b>2,016</b></p> <table border="0" style="width: 100%;"> <tr><td>6A</td><td>300 m</td><td>Final</td><td>4</td><td>0: 39.32</td><td>543 pts</td></tr> <tr><td>12A</td><td>400 m</td><td>Final</td><td>6</td><td>1: 02.66</td><td>362 pts</td></tr> <tr><td>26A</td><td>50 m</td><td>Final</td><td>2</td><td>0: 08.32</td><td>816 pts</td></tr> </table>	6A	300 m	Final	4	0: 39.32	543 pts	12A	400 m	Final	6	1: 02.66	362 pts	26A	50 m	Final	2	0: 08.32	816 pts
3B	300 m	Heat.	2	0: 39.68																																							
9C	400 m	Heat.	2	0: 55.03																																							
23A	50 m	Heat.	2	0: 08.53																																							
32A	10 m	Final	7	6: 30.49	295 pts																																						
6A	300 m	Final	4	0: 39.32	543 pts																																						
12A	400 m	Final	6	1: 02.66	362 pts																																						
26A	50 m	Final	2	0: 08.32	816 pts																																						
<p><b>6 SIGURDSON, Anna (T2T Mixte)</b></p> <table border="0" style="width: 100%;"> <tr><td>3A</td><td>300 m</td><td>Heat.</td><td>2</td><td>0: 41.59</td><td></td></tr> <tr><td>9B</td><td>400 m</td><td>Heat.</td><td>1</td><td>0: 53.16</td><td></td></tr> <tr><td>23B</td><td>50 m</td><td>Heat.</td><td>3</td><td>0: 08.94</td><td></td></tr> <tr><td>32A</td><td>10 m</td><td>Final</td><td>2</td><td>5: 34.22</td><td>816 pts</td></tr> </table>	3A	300 m	Heat.	2	0: 41.59		9B	400 m	Heat.	1	0: 53.16		23B	50 m	Heat.	3	0: 08.94		32A	10 m	Final	2	5: 34.22	816 pts	<p style="text-align: right;"><b>Prince Albert Speed Skating Club</b>      <b>1,998</b></p> <table border="0" style="width: 100%;"> <tr><td>6A</td><td>300 m</td><td>Final</td><td>5</td><td>0: 39.86</td><td>443 pts</td></tr> <tr><td>12A</td><td>400 m</td><td>Final</td><td>4</td><td>0: 52.25</td><td>543 pts</td></tr> <tr><td>26B</td><td>50 m</td><td>Final</td><td>3</td><td>0: 09.08</td><td>196 pts</td></tr> </table>	6A	300 m	Final	5	0: 39.86	443 pts	12A	400 m	Final	4	0: 52.25	543 pts	26B	50 m	Final	3	0: 09.08	196 pts
3A	300 m	Heat.	2	0: 41.59																																							
9B	400 m	Heat.	1	0: 53.16																																							
23B	50 m	Heat.	3	0: 08.94																																							
32A	10 m	Final	2	5: 34.22	816 pts																																						
6A	300 m	Final	5	0: 39.86	443 pts																																						
12A	400 m	Final	4	0: 52.25	543 pts																																						
26B	50 m	Final	3	0: 09.08	196 pts																																						
<p><b>7 MCLAUGHLIM, Liam (T2T Mixte)</b></p> <table border="0" style="width: 100%;"> <tr><td>3C</td><td>300 m</td><td>Heat.</td><td>2</td><td>0: 42.53</td><td></td></tr> <tr><td>9A</td><td>400 m</td><td>Heat.</td><td>3</td><td>1: 00.52</td><td></td></tr> <tr><td>23A</td><td>50 m</td><td>Heat.</td><td>3</td><td>0: 08.68</td><td></td></tr> <tr><td>32B</td><td>10 m</td><td>Final</td><td>2</td><td>7: 06.22</td><td>241 pts</td></tr> </table>	3C	300 m	Heat.	2	0: 42.53		9A	400 m	Heat.	3	1: 00.52		23A	50 m	Heat.	3	0: 08.68		32B	10 m	Final	2	7: 06.22	241 pts	<p style="text-align: right;"><b>Saskatoon Lions Speed Skating Club</b>      <b>1,139</b></p> <table border="0" style="width: 100%;"> <tr><td>6A</td><td>300 m</td><td>Final</td><td>6</td><td>0: 40.61</td><td>362 pts</td></tr> <tr><td>12B</td><td>400 m</td><td>Final</td><td>2</td><td>0: 57.46</td><td>241 pts</td></tr> <tr><td>26B</td><td>50 m</td><td>Final</td><td>1</td><td>0: 08.49</td><td>295 pts</td></tr> </table>	6A	300 m	Final	6	0: 40.61	362 pts	12B	400 m	Final	2	0: 57.46	241 pts	26B	50 m	Final	1	0: 08.49	295 pts
3C	300 m	Heat.	2	0: 42.53																																							
9A	400 m	Heat.	3	1: 00.52																																							
23A	50 m	Heat.	3	0: 08.68																																							
32B	10 m	Final	2	7: 06.22	241 pts																																						
6A	300 m	Final	6	0: 40.61	362 pts																																						
12B	400 m	Final	2	0: 57.46	241 pts																																						
26B	50 m	Final	1	0: 08.49	295 pts																																						
<p><b>8 WELDER, Cara (L2T Mixte)</b></p> <table border="0" style="width: 100%;"> <tr><td>3A</td><td>300 m</td><td>Heat.</td><td>3</td><td>0: 42.32</td><td></td></tr> <tr><td>9B</td><td>400 m</td><td>Heat.</td><td>3</td><td>0: 57.61</td><td></td></tr> <tr><td>23B</td><td>50 m</td><td>Heat.</td><td>2</td><td>0: 08.71</td><td></td></tr> <tr><td>32B</td><td>10 m</td><td>Final</td><td>4</td><td>7: 32.44</td><td>160 pts</td></tr> </table>	3A	300 m	Heat.	3	0: 42.32		9B	400 m	Heat.	3	0: 57.61		23B	50 m	Heat.	2	0: 08.71		32B	10 m	Final	4	7: 32.44	160 pts	<p style="text-align: right;"><b>Humbolt Speed Skating Club</b>      <b>1,058</b></p> <table border="0" style="width: 100%;"> <tr><td>6B</td><td>300 m</td><td>Final</td><td>2</td><td>0: 42.40</td><td>241 pts</td></tr> <tr><td>12B</td><td>400 m</td><td>Final</td><td>1</td><td>0: 57.31</td><td>295 pts</td></tr> <tr><td>26A</td><td>50 m</td><td>Final</td><td>6</td><td>0: 15.00</td><td>362 pts</td></tr> </table>	6B	300 m	Final	2	0: 42.40	241 pts	12B	400 m	Final	1	0: 57.31	295 pts	26A	50 m	Final	6	0: 15.00	362 pts
3A	300 m	Heat.	3	0: 42.32																																							
9B	400 m	Heat.	3	0: 57.61																																							
23B	50 m	Heat.	2	0: 08.71																																							
32B	10 m	Final	4	7: 32.44	160 pts																																						
6B	300 m	Final	2	0: 42.40	241 pts																																						
12B	400 m	Final	1	0: 57.31	295 pts																																						
26A	50 m	Final	6	0: 15.00	362 pts																																						
<p><b>9 MORRIS, Jane (L2T Mixte)</b></p> <table border="0" style="width: 100%;"> <tr><td>3A</td><td>300 m</td><td>Heat.</td><td>4</td><td>0: 42.46</td><td></td></tr> <tr><td>9C</td><td>400 m</td><td>Heat.</td><td>3</td><td>0: 56.69</td><td></td></tr> <tr><td>23C</td><td>50 m</td><td>Heat.</td><td>3</td><td>0: 08.88</td><td></td></tr> <tr><td>32B</td><td>10 m</td><td>Final</td><td>1</td><td>6: 24.23</td><td>362 pts</td></tr> </table>	3A	300 m	Heat.	4	0: 42.46		9C	400 m	Heat.	3	0: 56.69		23C	50 m	Heat.	3	0: 08.88		32B	10 m	Final	1	6: 24.23	362 pts	<p style="text-align: right;"><b>Moose Jaw Kiwanis Speed Skating Club</b>      <b>995</b></p> <table border="0" style="width: 100%;"> <tr><td>6B</td><td>300 m</td><td>Final</td><td>3</td><td>0: 42.54</td><td>196 pts</td></tr> <tr><td>12B</td><td>400 m</td><td>Final</td><td>3</td><td>0: 57.67</td><td>196 pts</td></tr> <tr><td>26B</td><td>50 m</td><td>Final</td><td>2</td><td>0: 08.97</td><td>241 pts</td></tr> </table>	6B	300 m	Final	3	0: 42.54	196 pts	12B	400 m	Final	3	0: 57.67	196 pts	26B	50 m	Final	2	0: 08.97	241 pts
3A	300 m	Heat.	4	0: 42.46																																							
9C	400 m	Heat.	3	0: 56.69																																							
23C	50 m	Heat.	3	0: 08.88																																							
32B	10 m	Final	1	6: 24.23	362 pts																																						
6B	300 m	Final	3	0: 42.54	196 pts																																						
12B	400 m	Final	3	0: 57.67	196 pts																																						
26B	50 m	Final	2	0: 08.97	241 pts																																						
<p><b>10 KREUGER, Jacob (T2T Mixte)</b></p> <table border="0" style="width: 100%;"> <tr><td>3B</td><td>300 m</td><td>Heat.</td><td>3</td><td>0: 43.71</td><td></td></tr> </table>	3B	300 m	Heat.	3	0: 43.71		<p style="text-align: right;"><b>Humbolt Speed Skating Club</b>      <b>610</b></p> <table border="0" style="width: 100%;"> <tr><td>6B</td><td>300 m</td><td>Final</td><td>4</td><td>0: 44.76</td><td>160 pts</td></tr> </table>	6B	300 m	Final	4	0: 44.76	160 pts																														
3B	300 m	Heat.	3	0: 43.71																																							
6B	300 m	Final	4	0: 44.76	160 pts																																						

### 3 Mixed Genders

9C	400 m	Heat.	4	1: 02.00	
23C	50 m	Heat.	4	0: 08.89	
32B	10 m	Final	5	7: 58.19	130 pts

12B	400 m	Final	4	1: 03.59	160 pts
26B	50 m	Final	4	0: 09.20	160 pts

#### 11 STEVENSON, Jordan (L2T Mixte)

3B	300 m	Heat.	4	0: 50.53	
9A	400 m	Heat.	4	1: 13.01	
23A	50 m	Heat.	4	0: 09.88	
32B	10 m	Final	3	7: 24.52	196 pts

#### Saskatoon Lions Speed Skating

514

6B	300 m	Final	6	0: 50.51	106 pts
12B	400 m	Final	6	1: 09.87	106 pts
26B	50 m	Final	6	0: 09.90	106 pts

#### 12 EICHORST, Adam (L2T Mixte)

3A	300 m	Heat.	5	0: 46.00	
9B	400 m	Heat.	4	1: 11.30	
23B	50 m	Heat.	4	0: 09.42	
32B	10 m	Final	6	DNS	106 pts

#### Humbolt Speed Skating Club

496

6B	300 m	Final	5	0: 47.84	130 pts
12B	400 m	Final	5	1: 09.01	130 pts
26B	50 m	Final	5	0: 09.38	130 pts

#### 13 MCRUVIE, Kelly (T2T Mixte)

3C	300 m	Heat.	4	DNS	
23A	50 m	Heat.	5	DNS	

#### Saskatoon Lions Speed Skating

106

9A	400 m	Heat.	5	DNS	
32C	10 m	Final	0	.	106 pts

**extra distance**

**ISU 100**

<b>Pair</b>	<b>lane</b>	<b>name</b>	<b>time</b>
1	1	Lexi Brunet	13.54

## Extra distances

### MS 500

Race	Lane	Name	
1	1	Roselyn Dagenais	01:02.48
		Brandyn Marche	01:07.58

## Extra distances

MS 300

**Race Lane Name**

1	1	Sean Hope	28.33
---	---	-----------	-------

## Extra distances

### ISU 2400

**Pair Lane Name**

1	I	Jared Becthel	04:58.98
	O	Lexi Brunet	05:14.18

2	I	Seth Adams	DQ-T
	O	Juliette Wheler	04:38.47

3	I	Jessica Marsh	05:26.42
	O	Sean Hope	04:32.08

4	I	Graeme Fish	04:52.21
	O		

## Team Pursuit

Race	Lane	Members	Time
1	1	Jordan E Lucas C Juliette W Seth A	04:16.89
	2	Micheal W Sean H Graham S	DNS
2	1	Jared B Graeme F Marco S	04:47.31
	2	Morgan B Katie KW Lindsey F	04:31.07
3	1	David M Jessica M Lexi B	04:16.14
	2	Nyka S Victoria P Sarah P	DNS
4	1	Jorn S Shealyn S Caitlyn W	04:55.44

# Disqualifications report

saskatoon longtrack 2011-isu

Long track, group start

1/15/2011

Number	Description	
3	DQ-T	Disqualification for skating outside the track
8	DNS	The skater did not start the race

## Disqualifications report

Saskatoon Long track 2001 - mass start  
Long track, group start

1/14/2011

Number	Description
1	DQ-E Disqualification for non-conforming equipment
4	DNS The skater did not start the race